

The Biodynamic approach to soil fertility is to enhance, strengthen and balance the life forces within the soil and impart this vitality to the plants we grow.

"I really got an enormous amount out of your course and I know it has really empowered me to move to the next stage of my BD journey, thank you.

I had read many BD books prior to the course but I thought how you structured and presented the topic was excellent. So keep up your good work I am sure many more people will come away with the same feelings as I have."

*Nicholas Pook, Primrose Hill Farm,
Hunter Valley Spring 2002*

"I have been able to quickly grasp the ideas and practice covered in the course. The teaching techniques, combining lectures, handouts, visual instruction and plenty of light-hearted interaction have helped in my rapid coming to grips with BD. The course has inspired me and has opened up a whole new dimension to gardening/agriculture for me.

I am thoroughly enjoying the course and would recommend it to anyone with an interest in gardening/agriculture and Nature."

Peter Hammond Canberra 1999

Course Tutor

Walter Kohler-Bond has taught Horticulture and Landscaping, Conservation issues and Permaculture for many years at TAFE, Adult education and also conducted workshops privately in Permaculture, Bush Food and Home Gardening.

Walter is a qualified Horticulturalist and registered Permaculture teacher and an Accredited trainer and Workplace Assessor.

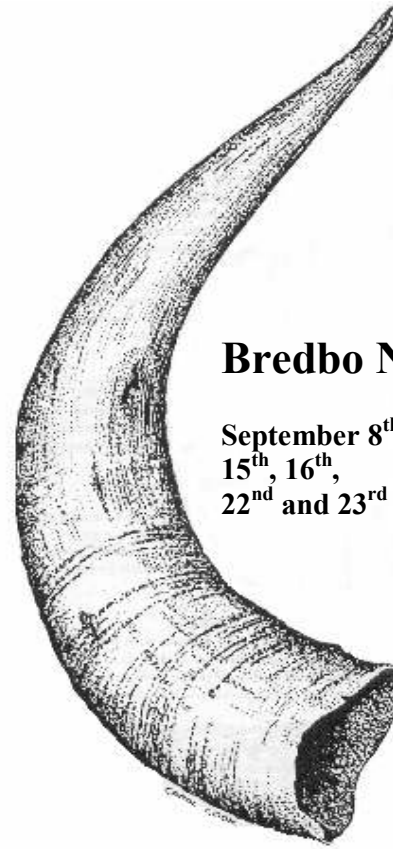
He lives with his family on a small property on the NSW South Coast which is being developed as a demonstration and teaching site for permaculture and biodynamics, and he also operates a small nursery specialising in food producing plants

For more information contact

email: info@biodynamiceducation.com
Ph Walter 02 4474 3971 or
Cheyne 02 62329867
or visit our web site on
www.biodynamiceducation.com

The Biodynamic Education Centre presents the Foundation Course for

Biodynamic Farming and Gardening



Bredbo NSW

September 8th, 9th,
15th, 16th,
22nd and 23rd 2012

This training course offers you a unique opportunity to participate in a competency based program for biodynamic agriculture.

The Foundation Course uses a variety of mediums; lectures, group activities and creative, hands-on practices to develop knowledge of biodynamic farming and gardening practice.

Through attendance on this training course you will gain a very thorough understanding of the biodynamic system and develop the skills and knowledge to work with the biodynamic system in your own individual situation.

Course structure

Designed as three learning modules, each module takes two days to complete.

Course dates

Dates for the course are:

Level One: Friday 7th (evening only),
Saturday 8th & Sunday 9th September.

Level Two: Saturday 15th &
Sunday 16th September.

Level Three: Saturday 22nd &
Sunday 23rd September.



Level One Session Summaries

Evening Lecture (6.30-9pm)

Module 1. The History of Agriculture

*Aim of Session-*To explore the need for a new outlook for agriculture, one which encompasses the totality of Nature. We identify how biodynamic agriculture can solve many of the problems associated with conventional agriculture through a science that is in harmony with the very essence of Nature.

Day 1 (9am-5pm)

Module 2. The Role of the Biodynamic Preparations

*Aim of Session-*To identify why the biodynamic preparations were developed and their role in revitalising the earth, plants, animals and ultimately man himself.

Module 3. Two Realms of Existence

*Aim of Session-*To explore the invisible realm of forces in Nature and to understand that what we see manifested in the physical world is the result of the interplay of these forces.

Module 4. The Role of BD500

*Aim of Session-*To identify the role of BD500 and learn of the many benefits that can be achieved by using this preparation. We look at how BD500 is made and the scientific principles behind this process.

Module 5. The Art of Vortex Stirring

*Aim of Session-*To explore the different stirring methods used when applying BD500 and to learn the process of vortex rhythmic stirring.

Day 2 (9am-5pm)

Module 6. Using the Biodynamic Planting Calendar

*Aim of Session-*To identify how the moon influences different aspects of plant growth. We learn to use these influences to increase the vitality and strength of our plants.

Module 7. Rhythms in Nature

*Aim of Session-*To learn to work in harmony with the rhythms in nature; the daily, lunar and seasonal cycles of Nature which we use when working with plants and applying the biodynamic preparations.

Module 8. Balancing Excesses in Nature The Role of BD508

*Aim of Session-*To explore what influences lead to the development of fungal diseases in plants and how these can be effectively controlled by the biodynamic preparation known as BD508.

Module 9. Applying BD508

*Aim of Session-*To learn the equipment needed for the application of BD508. We learn to stir and apply this preparation.

Level Two Session Summaries

Day 1 (9am-5pm)

Module 10. Within The Living Realm

*Aim of Session-*To explore what Rudolf Steiner referred to as 'within the living realm' and how this principle should be a guide for all our agricultural practices. We learn the vital importance of the correct feeding of the plant through elements that are colloiddally bonded to an organic molecule.

Module 11. BD Preparations BD502 to 507

*Aim of Session-*To learn the role the biodynamic compost preparations have in bringing order and balance to composting processes, where organic matter is transformed into colloidal humus.

Module 12. Biodynamics - A Total Farming System

*Aim of Session-*To learn of the many components of Biodynamic farming that work together to create a healthy and sustainable farming or gardening system and how by using biodynamic principles we can overcome many of the problems we currently see in agriculture today.

Module 13. Practical - Making Manure Concentrate

*Aim of Session-*To learn how to make and apply this manure concentrate which stimulates soil metabolism, enhances growth and increases crop yields.

Day 2 (9am-5pm)

Module 14. Balancing the Forces. Role of BD501

*Aim of Session-*To identify how to apply this powerful preparation to produce crops of the highest nutritional value, with the best flavour, strongest seeds and enhanced keeping qualities.

Module 15. The Important Role of Humus

*Aim of Session-*To learn of the key role the formation of humus plays in the sustainability of the farm or garden; how it balances soil pH, improves CEC and acts as a chelating agent to make minerals available for plant growth.

Module 16. The Element of Water

*Aim of Session-*To learn the vital role water has in Nature and how its capacity to support life is determined by its quality. We explore the use of flowforms in revitalising water systems.

Module 17. Taking and Reading Soil Profiles

*Aim of Session-*To learn how proper soil structure is as important to the success of farming or gardening as the chemistry and humus production. To learn to take soil profiles and understand how soils in a biodynamic system should develop.

Level Three Session Summaries

Day 1 (9am-5pm)

Module 18. The Vortex - Connecting With the Universal Laws of Life

*Aim of Session-*To identify the importance of creating the vortex and chaos movements used when stirring the biodynamic preparations. To explore how through this movement we are connecting with the universal laws governing all life on Earth and are able to make the forces of the cosmos effective in the earthly realm.

Module 19. The Art and Science of Compost Making

*Aim of Session-*To learn the art and science of biodynamic compost techniques to ensure the conditions for proper composting are met which lead to the production of stabilised humus. We learn to create an environment in the compost where the even decomposition of materials takes place with minimal loss of nutrients.

Module 20. Practical - Building a Biodynamic Compost

*Aim of Session-*To learn the requirements for the building of a biodynamic compost heap, the correct materials, site and physical requirements. Practical activity-We build a biodynamic compost and work through all that was covered in the previous session.

Day 2 (9am-5pm)

Module 21. Formative Forces in Nature

*Aim of Session-*To explore the need to develop a conscious awareness of the dynamic interplay of forces in Nature. We explore the effects of the formative forces on the forms and appearances in the physical world and how the biodynamic preparations can be used to enhance the formative forces in nature.

Module 22. Biodynamic Methods of Pest and Weed Control

*Aim of Session-*To learn to use the biodynamic technique called 'peppering' to clear an area of a certain weed, animal or insect that is not in balance with the environment.

Module 23. The Farm as a Self Contained Unit, Green Manuring and Crop Rotations

*Aim of Session-*To learn to develop the farm's own resources to the point where production, quality and quantity will sustain a balanced farming system.

Module 24. Practical - Tree Pasting

*Aim of Session-*To learn how to make and apply biodynamic tree paste which is used for its beneficial influence upon the health of the tree, its cambium, sap circulation and therefore its proper nutrition.

Course venue:

Bredbo, NSW

To register for the Foundation Course or to be informed of future courses you can:

- secure a place by returning the completed registration form and enclosing payment
- complete this form and post to the Biodynamic Education Centre and an invoice will be sent to you
- send an email to: info@biodynamiceducation.com.au
- or phone Cheyne 02 62329867

Places are strictly limited

Course fee \$1155.00*

(Concession \$880.00)

*a deposit of \$400 is required at time of registration

Please make cheques payable to
Biodynamic Education Centre

Biodynamic Education Centre
P.O. Box 1017
Queanbeyan
NSW 2620
Australia

Registration Form

Name.....

Address.....

Phone.....

Mobile.....

Email.....

The Biodynamic approach to soil fertility is to enhance, strengthen and balance the life forces within the soil and impart this vitality to the plants we grow.

"I really got an enormous amount out of your course and I know it has really empowered me to move to the next stage of my BD journey, thank you.

I had read many BD books prior to the course but I thought how you structured and presented the topic was excellent. So keep up your good work I am sure many more people will come away with the same feelings as I have."

Nicholas Pook, Primrose Hill Farm, Hunter Valley Spring 2002

"I have been able to quickly grasp the ideas and practice covered in the course. The teaching techniques, combining lectures, handouts, visual instruction and plenty of light-hearted interaction have helped in my rapid coming to grips with BD. The course has inspired me and has opened up a whole new dimension to gardening/agriculture for me.

I am thoroughly enjoying the course and would recommend it to anyone with an interest in gardening/agriculture and Nature."

Peter Hammond Canberra 1999

Course Tutor

Walter Kohler-Bond has taught Horticulture and Landscaping, Conservation issues and Permaculture for many years at TAFE, Adult education and also conducted workshops privately in Permaculture, Bush Food and Home Gardening.

Walter is a qualified Horticulturalist and registered Permaculture teacher and an Accredited trainer and Workplace Assessor.

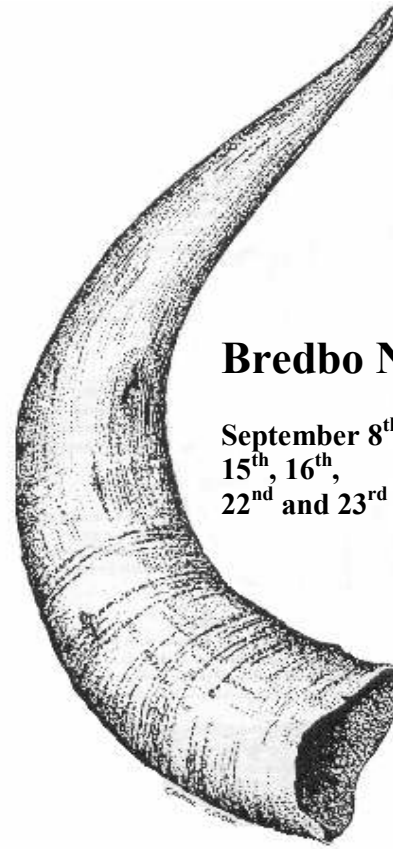
He lives with his family on a small property on the NSW South Coast which is being developed as a demonstration and teaching site for permaculture and biodynamics, and he also operates a small nursery specialising in food producing plants

For more information contact

email: info@biodynamiceducation.com
Ph Walter 02 4474 3971 or
Cheyne 02 62329867
or visit our web site on
www.biodynamiceducation.com

The Biodynamic Education Centre presents the Foundation Course for

Biodynamic Farming and Gardening



Bredbo NSW

September 8th, 9th,
15th, 16th,
22nd and 23rd 2012

This training course offers you a unique opportunity to participate in a competency based program for biodynamic agriculture.

The Foundation Course uses a variety of mediums; lectures, group activities and creative, hands-on practices to develop knowledge of biodynamic farming and gardening practice.

Through attendance on this training course you will gain a very thorough understanding of the biodynamic system and develop the skills and knowledge to work with the biodynamic system in your own individual situation.

Course structure

Designed as three learning modules, each module takes two days to complete.

Course dates

Dates for the course are:

Level One: Friday 7th (evening only), Saturday 8th & Sunday 9th September.

Level Two: Saturday 15th & Sunday 16th September.

Level Three: Saturday 22nd & Sunday 23rd September.



Level One Session Summaries

Evening Lecture (6.30-9pm)

Module 1. The History of Agriculture

*Aim of Session-*To explore the need for a new outlook for agriculture, one which encompasses the totality of Nature. We identify how biodynamic agriculture can solve many of the problems associated with conventional agriculture through a science that is in harmony with the very essence of Nature.

Day 1 (9am-5pm)

Module 2. The Role of the Biodynamic Preparations

*Aim of Session-*To identify why the biodynamic preparations were developed and their role in revitalising the earth, plants, animals and ultimately man himself.

Module 3. Two Realms of Existence

*Aim of Session-*To explore the invisible realm of forces in Nature and to understand that what we see manifested in the physical world is the result of the interplay of these forces.

Module 4. The Role of BD500

*Aim of Session-*To identify the role of BD500 and learn of the many benefits that can be achieved by using this preparation. We look at how BD500 is made and the scientific principles behind this process.

Module 5. The Art of Vortex Stirring

*Aim of Session-*To explore the different stirring methods used when applying BD500 and to learn the process of vortex rhythmic stirring.

Day 2 (9am-5pm)

Module 6. Using the Biodynamic Planting Calendar

*Aim of Session-*To identify how the moon influences different aspects of plant growth. We learn to use these influences to increase the vitality and strength of our plants.

Module 7. Rhythms in Nature

*Aim of Session-*To learn to work in harmony with the rhythms in nature; the daily, lunar and seasonal cycles of Nature which we use when working with plants and applying the biodynamic preparations.

Module 8. Balancing Excesses in Nature The Role of BD508

*Aim of Session-*To explore what influences lead to the development of fungal diseases in plants and how these can be effectively controlled by the biodynamic preparation known as BD508.

Module 9. Applying BD508

*Aim of Session-*To learn the equipment needed for the application of BD508. We learn to stir and apply this preparation.

Level Two Session Summaries

Day 1 (9am-5pm)

Module 10. Within The Living Realm

*Aim of Session-*To explore what Rudolf Steiner referred to as 'within the living realm' and how this principle should be a guide for all our agricultural practices. We learn the vital importance of the correct feeding of the plant through elements that are colloiddally bonded to an organic molecule.

Module 11. BD Preparations BD502 to 507

*Aim of Session-*To learn the role the biodynamic compost preparations have in bringing order and balance to composting processes, where organic matter is transformed into colloidal humus.

Module 12. Biodynamics - A Total Farming System

*Aim of Session-*To learn of the many components of Biodynamic farming that work together to create a healthy and sustainable farming or gardening system and how by using biodynamic principles we can overcome many of the problems we currently see in agriculture today.

Module 13. Practical - Making Manure Concentrate

*Aim of Session-*To learn how to make and apply this manure concentrate which stimulates soil metabolism, enhances growth and increases crop yields.

Day 2 (9am-5pm)

Module 14. Balancing the Forces. Role of BD501

*Aim of Session-*To identify how to apply this powerful preparation to produce crops of the highest nutritional value, with the best flavour, strongest seeds and enhanced keeping qualities.

Module 15. The Important Role of Humus

*Aim of Session-*To learn of the key role the formation of humus plays in the sustainability of the farm or garden; how it balances soil pH, improves CEC and acts as a chelating agent to make minerals available for plant growth.

Module 16. The Element of Water

*Aim of Session-*To learn the vital role water has in Nature and how its capacity to support life is determined by its quality. We explore the use of flowforms in revitalising water systems.

Module 17. Taking and Reading Soil Profiles

*Aim of Session-*To learn how proper soil structure is as important to the success of farming or gardening as the chemistry and humus production. To learn to take soil profiles and understand how soils in a biodynamic system should develop.

Level Three Session Summaries

Day 1 (9am-5pm)

Module 18. The Vortex - Connecting With the Universal Laws of Life

*Aim of Session-*To identify the importance of creating the vortex and chaos movements used when stirring the biodynamic preparations. To explore how through this movement we are connecting with the universal laws governing all life on Earth and are able to make the forces of the cosmos effective in the earthly realm.

Module 19. The Art and Science of Compost Making

*Aim of Session-*To learn the art and science of biodynamic compost techniques to ensure the conditions for proper composting are met which lead to the production of stabilised humus. We learn to create an environment in the compost where the even decomposition of materials takes place with minimal loss of nutrients.

Module 20. Practical - Building a Biodynamic Compost

*Aim of Session-*To learn the requirements for the building of a biodynamic compost heap, the correct materials, site and physical requirements. Practical activity-We build a biodynamic compost and work through all that was covered in the previous session.

Day 2 (9am-5pm)

Module 21. Formative Forces in Nature

*Aim of Session-*To explore the need to develop a conscious awareness of the dynamic interplay of forces in Nature. We explore the effects of the formative forces on the forms and appearances in the physical world and how the biodynamic preparations can be used to enhance the formative forces in nature.

Module 22. Biodynamic Methods of Pest and Weed Control

*Aim of Session-*To learn to use the biodynamic technique called 'peppering' to clear an area of a certain weed, animal or insect that is not in balance with the environment.

Module 23. The Farm as a Self Contained Unit, Green Manuring and Crop Rotations

*Aim of Session-*To learn to develop the farm's own resources to the point where production, quality and quantity will sustain a balanced farming system.

Module 24. Practical - Tree Pasting

*Aim of Session-*To learn how to make and apply biodynamic tree paste which is used for its beneficial influence upon the health of the tree, its cambium, sap circulation and therefore its proper nutrition.

Course venue:

Bredbo, NSW

To register for the Foundation Course or to be informed of future courses you can:

- secure a place by returning the completed registration form and enclosing payment
- complete this form and post to the Biodynamic Education Centre and an invoice will be sent to you
- send an email to: info@biodynamiceducation.com.au
- or phone Cheyne 02 62329867

Places are strictly limited

Course fee \$1155.00*

(Concession \$880.00)

*a deposit of \$400 is required at time of registration

Please make cheques payable to
Biodynamic Education Centre

Biodynamic Education Centre
P.O. Box 1017
Queanbeyan
NSW 2620
Australia

Registration Form

Name.....

Address.....

Phone.....

Mobile.....

Email.....

The Biodynamic approach to soil fertility is to enhance, strengthen and balance the life forces within the soil and impart this vitality to the plants we grow.

"I really got an enormous amount out of your course and I know it has really empowered me to move to the next stage of my BD journey, thank you.

I had read many BD books prior to the course but I thought how you structured and presented the topic was excellent. So keep up your good work I am sure many more people will come away with the same feelings as I have."

*Nicholas Pook, Primrose Hill Farm,
Hunter Valley Spring 2002*

"I have been able to quickly grasp the ideas and practice covered in the course. The teaching techniques, combining lectures, handouts, visual instruction and plenty of light-hearted interaction have helped in my rapid coming to grips with BD. The course has inspired me and has opened up a whole new dimension to gardening/agriculture for me.

I am thoroughly enjoying the course and would recommend it to anyone with an interest in gardening/agriculture and Nature."

Peter Hammond Canberra 1999

Course Tutor

Walter Kohler-Bond has taught Horticulture and Landscaping, Conservation issues and Permaculture for many years at TAFE, Adult education and also conducted workshops privately in Permaculture, Bush Food and Home Gardening.

Walter is a qualified Horticulturalist and registered Permaculture teacher and an Accredited trainer and Workplace Assessor.

He lives with his family on a small property on the NSW South Coast which is being developed as a demonstration and teaching site for permaculture and biodynamics, and he also operates a small nursery specialising in food producing plants

For more information contact

email: info@biodynamiceducation.com
Ph Walter 02 4474 3971 or
Cheyne 02 62329867
or visit our web site on
www.biodynamiceducation.com

The Biodynamic Education Centre presents the Foundation Course for

Biodynamic Farming and Gardening



Bredbo NSW

September 8th, 9th,
15th, 16th,
22nd and 23rd 2012

This training course offers you a unique opportunity to participate in a competency based program for biodynamic agriculture.

The Foundation Course uses a variety of mediums; lectures, group activities and creative, hands-on practices to develop knowledge of biodynamic farming and gardening practice.

Through attendance on this training course you will gain a very thorough understanding of the biodynamic system and develop the skills and knowledge to work with the biodynamic system in your own individual situation.

Course structure

Designed as three learning modules, each module takes two days to complete.

Course dates

Dates for the course are:

Level One: Friday 7th (evening only),
Saturday 8th & Sunday 9th September.

Level Two: Saturday 15th &
Sunday 16th September.

Level Three: Saturday 22nd &
Sunday 23rd September.



Level One Session Summaries

Evening Lecture (6.30-9pm)

Module 1. The History of Agriculture

*Aim of Session-*To explore the need for a new outlook for agriculture, one which encompasses the totality of Nature. We identify how biodynamic agriculture can solve many of the problems associated with conventional agriculture through a science that is in harmony with the very essence of Nature.

Day 1 (9am-5pm)

Module 2. The Role of the Biodynamic Preparations

*Aim of Session-*To identify why the biodynamic preparations were developed and their role in revitalising the earth, plants, animals and ultimately man himself.

Module 3. Two Realms of Existence

*Aim of Session-*To explore the invisible realm of forces in Nature and to understand that what we see manifested in the physical world is the result of the interplay of these forces.

Module 4. The Role of BD500

*Aim of Session-*To identify the role of BD500 and learn of the many benefits that can be achieved by using this preparation. We look at how BD500 is made and the scientific principles behind this process.

Module 5. The Art of Vortex Stirring

*Aim of Session-*To explore the different stirring methods used when applying BD500 and to learn the process of vortex rhythmic stirring.

Day 2 (9am-5pm)

Module 6. Using the Biodynamic Planting Calendar

*Aim of Session-*To identify how the moon influences different aspects of plant growth. We learn to use these influences to increase the vitality and strength of our plants.

Module 7. Rhythms in Nature

*Aim of Session-*To learn to work in harmony with the rhythms in nature; the daily, lunar and seasonal cycles of Nature which we use when working with plants and applying the biodynamic preparations.

Module 8. Balancing Excesses in Nature The Role of BD508

*Aim of Session-*To explore what influences lead to the development of fungal diseases in plants and how these can be effectively controlled by the biodynamic preparation known as BD508.

Module 9. Applying BD508

*Aim of Session-*To learn the equipment needed for the application of BD508. We learn to stir and apply this preparation.

Level Two Session Summaries

Day 1 (9am-5pm)

Module 10. Within The Living Realm

*Aim of Session-*To explore what Rudolf Steiner referred to as 'within the living realm' and how this principle should be a guide for all our agricultural practices. We learn the vital importance of the correct feeding of the plant through elements that are colloiddally bonded to an organic molecule.

Module 11. BD Preparations BD502 to 507

*Aim of Session-*To learn the role the biodynamic compost preparations have in bringing order and balance to composting processes, where organic matter is transformed into colloidal humus.

Module 12. Biodynamics - A Total Farming System

*Aim of Session-*To learn of the many components of Biodynamic farming that work together to create a healthy and sustainable farming or gardening system and how by using biodynamic principles we can overcome many of the problems we currently see in agriculture today.

Module 13. Practical - Making Manure Concentrate

*Aim of Session-*To learn how to make and apply this manure concentrate which stimulates soil metabolism, enhances growth and increases crop yields.

Day 2 (9am-5pm)

Module 14. Balancing the Forces. Role of BD501

*Aim of Session-*To identify how to apply this powerful preparation to produce crops of the highest nutritional value, with the best flavour, strongest seeds and enhanced keeping qualities.

Module 15. The Important Role of Humus

*Aim of Session-*To learn of the key role the formation of humus plays in the sustainability of the farm or garden; how it balances soil pH, improves CEC and acts as a chelating agent to make minerals available for plant growth.

Module 16. The Element of Water

*Aim of Session-*To learn the vital role water has in Nature and how its capacity to support life is determined by its quality. We explore the use of flowforms in revitalising water systems.

Module 17. Taking and Reading Soil Profiles

*Aim of Session-*To learn how proper soil structure is as important to the success of farming or gardening as the chemistry and humus production. To learn to take soil profiles and understand how soils in a biodynamic system should develop.

Level Three Session Summaries

Day 1 (9am-5pm)

Module 18. The Vortex - Connecting With the Universal Laws of Life

*Aim of Session-*To identify the importance of creating the vortex and chaos movements used when stirring the biodynamic preparations. To explore how through this movement we are connecting with the universal laws governing all life on Earth and are able to make the forces of the cosmos effective in the earthly realm.

Module 19. The Art and Science of Compost Making

*Aim of Session-*To learn the art and science of biodynamic compost techniques to ensure the conditions for proper composting are met which lead to the production of stabilised humus. We learn to create an environment in the compost where the even decomposition of materials takes place with minimal loss of nutrients.

Module 20. Practical - Building a Biodynamic Compost

*Aim of Session-*To learn the requirements for the building of a biodynamic compost heap, the correct materials, site and physical requirements. Practical activity-We build a biodynamic compost and work through all that was covered in the previous session.

Day 2 (9am-5pm)

Module 21. Formative Forces in Nature

*Aim of Session-*To explore the need to develop a conscious awareness of the dynamic interplay of forces in Nature. We explore the effects of the formative forces on the forms and appearances in the physical world and how the biodynamic preparations can be used to enhance the formative forces in nature.

Module 22. Biodynamic Methods of Pest and Weed Control

*Aim of Session-*To learn to use the biodynamic technique called 'peppering' to clear an area of a certain weed, animal or insect that is not in balance with the environment.

Module 23. The Farm as a Self Contained Unit, Green Manuring and Crop Rotations

*Aim of Session-*To learn to develop the farm's own resources to the point where production, quality and quantity will sustain a balanced farming system.

Module 24. Practical - Tree Pasting

*Aim of Session-*To learn how to make and apply biodynamic tree paste which is used for its beneficial influence upon the health of the tree, its cambium, sap circulation and therefore its proper nutrition.

Course venue:

Bredbo, NSW

To register for the Foundation Course or to be informed of future courses you can:

- secure a place by returning the completed registration form and enclosing payment
- complete this form and post to the Biodynamic Education Centre and an invoice will be sent to you
- send an email to: info@biodynamiceducation.com.au
- or phone Cheyne 02 62329867

Places are strictly limited

Course fee \$1155.00*

(Concession \$880.00)

*a deposit of \$400 is required at time of registration

Please make cheques payable to
Biodynamic Education Centre

Biodynamic Education Centre
P.O. Box 1017
Queanbeyan
NSW 2620
Australia

Registration Form

Name.....

Address.....

Phone.....

Mobile.....

Email.....

The Biodynamic approach to soil fertility is to enhance, strengthen and balance the life forces within the soil and impart this vitality to the plants we grow.

"I really got an enormous amount out of your course and I know it has really empowered me to move to the next stage of my BD journey, thank you.

I had read many BD books prior to the course but I thought how you structured and presented the topic was excellent. So keep up your good work I am sure many more people will come away with the same feelings as I have."

*Nicholas Pook, Primrose Hill Farm,
Hunter Valley Spring 2002*

"I have been able to quickly grasp the ideas and practice covered in the course. The teaching techniques, combining lectures, handouts, visual instruction and plenty of light-hearted interaction have helped in my rapid coming to grips with BD. The course has inspired me and has opened up a whole new dimension to gardening/agriculture for me.

I am thoroughly enjoying the course and would recommend it to anyone with an interest in gardening/agriculture and Nature."

Peter Hammond Canberra 1999

Course Tutor

Walter Kohler-Bond has taught Horticulture and Landscaping, Conservation issues and Permaculture for many years at TAFE, Adult education and also conducted workshops privately in Permaculture, Bush Food and Home Gardening.

Walter is a qualified Horticulturalist and registered Permaculture teacher and an Accredited trainer and Workplace Assessor.

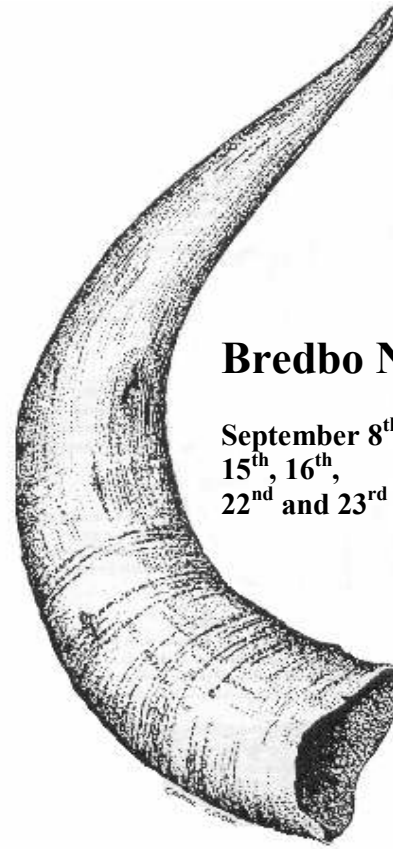
He lives with his family on a small property on the NSW South Coast which is being developed as a demonstration and teaching site for permaculture and biodynamics, and he also operates a small nursery specialising in food producing plants

For more information contact

email: info@biodynamiceducation.com
Ph Walter 02 4474 3971 or
Cheyne 02 62329867
or visit our web site on
www.biodynamiceducation.com

The Biodynamic Education Centre presents the Foundation Course for

Biodynamic Farming and Gardening



Bredbo NSW

September 8th, 9th,
15th, 16th,
22nd and 23rd 2012

This training course offers you a unique opportunity to participate in a competency based program for biodynamic agriculture.

The Foundation Course uses a variety of mediums; lectures, group activities and creative, hands-on practices to develop knowledge of biodynamic farming and gardening practice.

Through attendance on this training course you will gain a very thorough understanding of the biodynamic system and develop the skills and knowledge to work with the biodynamic system in your own individual situation.

Course structure

Designed as three learning modules, each module takes two days to complete.

Course dates

Dates for the course are:

Level One: Friday 7th (evening only),
Saturday 8th & Sunday 9th September.

Level Two: Saturday 15th &
Sunday 16th September.

Level Three: Saturday 22nd &
Sunday 23rd September.



Level One Session Summaries

Evening Lecture (6.30-9pm)

Module 1. The History of Agriculture

*Aim of Session-*To explore the need for a new outlook for agriculture, one which encompasses the totality of Nature. We identify how biodynamic agriculture can solve many of the problems associated with conventional agriculture through a science that is in harmony with the very essence of Nature.

Day 1 (9am-5pm)

Module 2. The Role of the Biodynamic Preparations

*Aim of Session-*To identify why the biodynamic preparations were developed and their role in revitalising the earth, plants, animals and ultimately man himself.

Module 3. Two Realms of Existence

*Aim of Session-*To explore the invisible realm of forces in Nature and to understand that what we see manifested in the physical world is the result of the interplay of these forces.

Module 4. The Role of BD500

*Aim of Session-*To identify the role of BD500 and learn of the many benefits that can be achieved by using this preparation. We look at how BD500 is made and the scientific principles behind this process.

Module 5. The Art of Vortex Stirring

*Aim of Session-*To explore the different stirring methods used when applying BD500 and to learn the process of vortex rhythmic stirring.

Day 2 (9am-5pm)

Module 6. Using the Biodynamic Planting Calendar

*Aim of Session-*To identify how the moon influences different aspects of plant growth. We learn to use these influences to increase the vitality and strength of our plants.

Module 7. Rhythms in Nature

*Aim of Session-*To learn to work in harmony with the rhythms in nature; the daily, lunar and seasonal cycles of Nature which we use when working with plants and applying the biodynamic preparations.

Module 8. Balancing Excesses in Nature The Role of BD508

*Aim of Session-*To explore what influences lead to the development of fungal diseases in plants and how these can be effectively controlled by the biodynamic preparation known as BD508.

Module 9. Applying BD508

*Aim of Session-*To learn the equipment needed for the application of BD508. We learn to stir and apply this preparation.

Level Two Session Summaries

Day 1 (9am-5pm)

Module 10. Within The Living Realm

*Aim of Session-*To explore what Rudolf Steiner referred to as 'within the living realm' and how this principle should be a guide for all our agricultural practices. We learn the vital importance of the correct feeding of the plant through elements that are colloiddally bonded to an organic molecule.

Module 11. BD Preparations BD502 to 507

*Aim of Session-*To learn the role the biodynamic compost preparations have in bringing order and balance to composting processes, where organic matter is transformed into colloidal humus.

Module 12. Biodynamics - A Total Farming System

*Aim of Session-*To learn of the many components of Biodynamic farming that work together to create a healthy and sustainable farming or gardening system and how by using biodynamic principles we can overcome many of the problems we currently see in agriculture today.

Module 13. Practical - Making Manure Concentrate

*Aim of Session-*To learn how to make and apply this manure concentrate which stimulates soil metabolism, enhances growth and increases crop yields.

Day 2 (9am-5pm)

Module 14. Balancing the Forces. Role of BD501

*Aim of Session-*To identify how to apply this powerful preparation to produce crops of the highest nutritional value, with the best flavour, strongest seeds and enhanced keeping qualities.

Module 15. The Important Role of Humus

*Aim of Session-*To learn of the key role the formation of humus plays in the sustainability of the farm or garden; how it balances soil pH, improves CEC and acts as a chelating agent to make minerals available for plant growth.

Module 16. The Element of Water

*Aim of Session-*To learn the vital role water has in Nature and how its capacity to support life is determined by its quality. We explore the use of flowforms in revitalising water systems.

Module 17. Taking and Reading Soil Profiles

*Aim of Session-*To learn how proper soil structure is as important to the success of farming or gardening as the chemistry and humus production. To learn to take soil profiles and understand how soils in a biodynamic system should develop.

Level Three Session Summaries

Day 1 (9am-5pm)

Module 18. The Vortex - Connecting With the Universal Laws of Life

*Aim of Session-*To identify the importance of creating the vortex and chaos movements used when stirring the biodynamic preparations. To explore how through this movement we are connecting with the universal laws governing all life on Earth and are able to make the forces of the cosmos effective in the earthly realm.

Module 19. The Art and Science of Compost Making

*Aim of Session-*To learn the art and science of biodynamic compost techniques to ensure the conditions for proper composting are met which lead to the production of stabilised humus. We learn to create an environment in the compost where the even decomposition of materials takes place with minimal loss of nutrients.

Module 20. Practical - Building a Biodynamic Compost

*Aim of Session-*To learn the requirements for the building of a biodynamic compost heap, the correct materials, site and physical requirements. Practical activity-We build a biodynamic compost and work through all that was covered in the previous session.

Day 2 (9am-5pm)

Module 21. Formative Forces in Nature

*Aim of Session-*To explore the need to develop a conscious awareness of the dynamic interplay of forces in Nature. We explore the effects of the formative forces on the forms and appearances in the physical world and how the biodynamic preparations can be used to enhance the formative forces in nature.

Module 22. Biodynamic Methods of Pest and Weed Control

*Aim of Session-*To learn to use the biodynamic technique called 'peppering' to clear an area of a certain weed, animal or insect that is not in balance with the environment.

Module 23. The Farm as a Self Contained Unit, Green Manuring and Crop Rotations

*Aim of Session-*To learn to develop the farm's own resources to the point where production, quality and quantity will sustain a balanced farming system.

Module 24. Practical - Tree Pasting

*Aim of Session-*To learn how to make and apply biodynamic tree paste which is used for its beneficial influence upon the health of the tree, its cambium, sap circulation and therefore its proper nutrition.

Course venue:

Bredbo, NSW

To register for the Foundation Course or to be informed of future courses you can:

- secure a place by returning the completed registration form and enclosing payment
- complete this form and post to the Biodynamic Education Centre and an invoice will be sent to you
- send an email to: info@biodynamiceducation.com.au
- or phone Cheyne 02 62329867

Places are strictly limited

Course fee \$1155.00*

(Concession \$880.00)

*a deposit of \$400 is required at time of registration

Please make cheques payable to
Biodynamic Education Centre

Biodynamic Education Centre
P.O. Box 1017
Queanbeyan
NSW 2620
Australia

Registration Form

Name.....

Address.....

Phone.....

Mobile.....

Email.....

The Biodynamic approach to soil fertility is to enhance, strengthen and balance the life forces within the soil and impart this vitality to the plants we grow.

"I really got an enormous amount out of your course and I know it has really empowered me to move to the next stage of my BD journey, thank you.

I had read many BD books prior to the course but I thought how you structured and presented the topic was excellent. So keep up your good work I am sure many more people will come away with the same feelings as I have."

*Nicholas Pook, Primrose Hill Farm,
Hunter Valley Spring 2002*

"I have been able to quickly grasp the ideas and practice covered in the course. The teaching techniques, combining lectures, handouts, visual instruction and plenty of light-hearted interaction have helped in my rapid coming to grips with BD. The course has inspired me and has opened up a whole new dimension to gardening/agriculture for me.

I am thoroughly enjoying the course and would recommend it to anyone with an interest in gardening/agriculture and Nature."

Peter Hammond Canberra 1999

Course Tutor

Walter Kohler-Bond has taught Horticulture and Landscaping, Conservation issues and Permaculture for many years at TAFE, Adult education and also conducted workshops privately in Permaculture, Bush Food and Home Gardening.

Walter is a qualified Horticulturalist and registered Permaculture teacher and an Accredited trainer and Workplace Assessor.

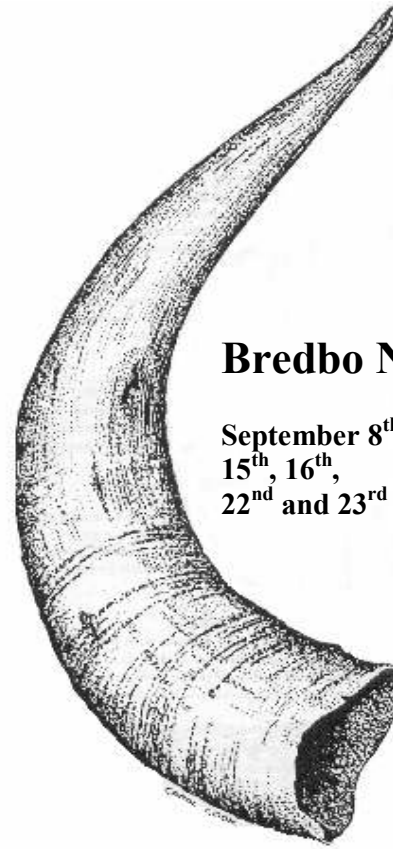
He lives with his family on a small property on the NSW South Coast which is being developed as a demonstration and teaching site for permaculture and biodynamics, and he also operates a small nursery specialising in food producing plants

For more information contact

email: info@biodynamiceducation.com
Ph Walter 02 4474 3971 or
Cheyne 02 62329867
or visit our web site on
www.biodynamiceducation.com

The Biodynamic Education Centre presents the Foundation Course for

Biodynamic Farming and Gardening



Bredbo NSW

September 8th, 9th,
15th, 16th,
22nd and 23rd 2012

This training course offers you a unique opportunity to participate in a competency based program for biodynamic agriculture.

The Foundation Course uses a variety of mediums; lectures, group activities and creative, hands-on practices to develop knowledge of biodynamic farming and gardening practice.

Through attendance on this training course you will gain a very thorough understanding of the biodynamic system and develop the skills and knowledge to work with the biodynamic system in your own individual situation.

Course structure

Designed as three learning modules, each module takes two days to complete.

Course dates

Dates for the course are:

Level One: Friday 7th (evening only),
Saturday 8th & Sunday 9th September.

Level Two: Saturday 15th &
Sunday 16th September.

Level Three: Saturday 22nd &
Sunday 23rd September.



Level One Session Summaries

Evening Lecture (6.30-9pm)

Module 1. The History of Agriculture

*Aim of Session-*To explore the need for a new outlook for agriculture, one which encompasses the totality of Nature. We identify how biodynamic agriculture can solve many of the problems associated with conventional agriculture through a science that is in harmony with the very essence of Nature.

Day 1 (9am-5pm)

Module 2. The Role of the Biodynamic Preparations

*Aim of Session-*To identify why the biodynamic preparations were developed and their role in revitalising the earth, plants, animals and ultimately man himself.

Module 3. Two Realms of Existence

*Aim of Session-*To explore the invisible realm of forces in Nature and to understand that what we see manifested in the physical world is the result of the interplay of these forces.

Module 4. The Role of BD500

*Aim of Session-*To identify the role of BD500 and learn of the many benefits that can be achieved by using this preparation. We look at how BD500 is made and the scientific principles behind this process.

Module 5. The Art of Vortex Stirring

*Aim of Session-*To explore the different stirring methods used when applying BD500 and to learn the process of vortex rhythmic stirring.

Day 2 (9am-5pm)

Module 6. Using the Biodynamic Planting Calendar

*Aim of Session-*To identify how the moon influences different aspects of plant growth. We learn to use these influences to increase the vitality and strength of our plants.

Module 7. Rhythms in Nature

*Aim of Session-*To learn to work in harmony with the rhythms in nature; the daily, lunar and seasonal cycles of Nature which we use when working with plants and applying the biodynamic preparations.

Module 8. Balancing Excesses in Nature The Role of BD508

*Aim of Session-*To explore what influences lead to the development of fungal diseases in plants and how these can be effectively controlled by the biodynamic preparation known as BD508.

Module 9. Applying BD508

*Aim of Session-*To learn the equipment needed for the application of BD508. We learn to stir and apply this preparation.

Level Two Session Summaries

Day 1 (9am-5pm)

Module 10. Within The Living Realm

*Aim of Session-*To explore what Rudolf Steiner referred to as 'within the living realm' and how this principle should be a guide for all our agricultural practices. We learn the vital importance of the correct feeding of the plant through elements that are colloiddally bonded to an organic molecule.

Module 11. BD Preparations BD502 to 507

*Aim of Session-*To learn the role the biodynamic compost preparations have in bringing order and balance to composting processes, where organic matter is transformed into colloidal humus.

Module 12. Biodynamics - A Total Farming System

*Aim of Session-*To learn of the many components of Biodynamic farming that work together to create a healthy and sustainable farming or gardening system and how by using biodynamic principles we can overcome many of the problems we currently see in agriculture today.

Module 13. Practical - Making Manure Concentrate

*Aim of Session-*To learn how to make and apply this manure concentrate which stimulates soil metabolism, enhances growth and increases crop yields.

Day 2 (9am-5pm)

Module 14. Balancing the Forces. Role of BD501

*Aim of Session-*To identify how to apply this powerful preparation to produce crops of the highest nutritional value, with the best flavour, strongest seeds and enhanced keeping qualities.

Module 15. The Important Role of Humus

*Aim of Session-*To learn of the key role the formation of humus plays in the sustainability of the farm or garden; how it balances soil pH, improves CEC and acts as a chelating agent to make minerals available for plant growth.

Module 16. The Element of Water

*Aim of Session-*To learn the vital role water has in Nature and how its capacity to support life is determined by its quality. We explore the use of flowforms in revitalising water systems.

Module 17. Taking and Reading Soil Profiles

*Aim of Session-*To learn how proper soil structure is as important to the success of farming or gardening as the chemistry and humus production. To learn to take soil profiles and understand how soils in a biodynamic system should develop.

Level Three Session Summaries

Day 1 (9am-5pm)

Module 18. The Vortex - Connecting With the Universal Laws of Life

*Aim of Session-*To identify the importance of creating the vortex and chaos movements used when stirring the biodynamic preparations. To explore how through this movement we are connecting with the universal laws governing all life on Earth and are able to make the forces of the cosmos effective in the earthly realm.

Module 19. The Art and Science of Compost Making

*Aim of Session-*To learn the art and science of biodynamic compost techniques to ensure the conditions for proper composting are met which lead to the production of stabilised humus. We learn to create an environment in the compost where the even decomposition of materials takes place with minimal loss of nutrients.

Module 20. Practical - Building a Biodynamic Compost

*Aim of Session-*To learn the requirements for the building of a biodynamic compost heap, the correct materials, site and physical requirements. Practical activity-We build a biodynamic compost and work through all that was covered in the previous session.

Day 2 (9am-5pm)

Module 21. Formative Forces in Nature

*Aim of Session-*To explore the need to develop a conscious awareness of the dynamic interplay of forces in Nature. We explore the effects of the formative forces on the forms and appearances in the physical world and how the biodynamic preparations can be used to enhance the formative forces in nature.

Module 22. Biodynamic Methods of Pest and Weed Control

*Aim of Session-*To learn to use the biodynamic technique called 'peppering' to clear an area of a certain weed, animal or insect that is not in balance with the environment.

Module 23. The Farm as a Self Contained Unit, Green Manuring and Crop Rotations

*Aim of Session-*To learn to develop the farm's own resources to the point where production, quality and quantity will sustain a balanced farming system.

Module 24. Practical - Tree Pasting

*Aim of Session-*To learn how to make and apply biodynamic tree paste which is used for its beneficial influence upon the health of the tree, its cambium, sap circulation and therefore its proper nutrition.

Course venue:

Bredbo, NSW

To register for the Foundation Course or to be informed of future courses you can:

- secure a place by returning the completed registration form and enclosing payment
- complete this form and post to the Biodynamic Education Centre and an invoice will be sent to you
- send an email to: info@biodynamiceducation.com.au
- or phone Cheyne 02 62329867

Places are strictly limited

Course fee \$1155.00*

(Concession \$880.00)

*a deposit of \$400 is required at time of registration

Please make cheques payable to
Biodynamic Education Centre

Biodynamic Education Centre
P.O. Box 1017
Queanbeyan
NSW 2620
Australia

Registration Form

Name.....

Address.....

Phone.....

Mobile.....

Email.....

The Biodynamic approach to soil fertility is to enhance, strengthen and balance the life forces within the soil and impart this vitality to the plants we grow.

"I really got an enormous amount out of your course and I know it has really empowered me to move to the next stage of my BD journey, thank you.

I had read many BD books prior to the course but I thought how you structured and presented the topic was excellent. So keep up your good work I am sure many more people will come away with the same feelings as I have."

Nicholas Pook, Primrose Hill Farm, Hunter Valley Spring 2002

"I have been able to quickly grasp the ideas and practice covered in the course. The teaching techniques, combining lectures, handouts, visual instruction and plenty of light-hearted interaction have helped in my rapid coming to grips with BD. The course has inspired me and has opened up a whole new dimension to gardening/agriculture for me.

I am thoroughly enjoying the course and would recommend it to anyone with an interest in gardening/agriculture and Nature."

Peter Hammond Canberra 1999

Course Tutor

Walter Kohler-Bond has taught Horticulture and Landscaping, Conservation issues and Permaculture for many years at TAFE, Adult education and also conducted workshops privately in Permaculture, Bush Food and Home Gardening.

Walter is a qualified Horticulturalist and registered Permaculture teacher and an Accredited trainer and Workplace Assessor.

He lives with his family on a small property on the NSW South Coast which is being developed as a demonstration and teaching site for permaculture and biodynamics, and he also operates a small nursery specialising in food producing plants

For more information contact

email: info@biodynamiceducation.com
Ph Walter 02 4474 3971 or
Cheyne 02 62329867
or visit our web site on
www.biodynamiceducation.com

The Biodynamic Education Centre presents the Foundation Course for

Biodynamic Farming and Gardening



Bredbo NSW

September 8th, 9th,
15th, 16th,
22nd and 23rd 2012

This training course offers you a unique opportunity to participate in a competency based program for biodynamic agriculture.

The Foundation Course uses a variety of mediums; lectures, group activities and creative, hands-on practices to develop knowledge of biodynamic farming and gardening practice.

Through attendance on this training course you will gain a very thorough understanding of the biodynamic system and develop the skills and knowledge to work with the biodynamic system in your own individual situation.

Course structure

Designed as three learning modules, each module takes two days to complete.

Course dates

Dates for the course are:

Level One: Friday 7th (evening only), Saturday 8th & Sunday 9th September.

Level Two: Saturday 15th & Sunday 16th September.

Level Three: Saturday 22nd & Sunday 23rd September.



Level One Session Summaries

Evening Lecture (6.30-9pm)

Module 1. The History of Agriculture

*Aim of Session-*To explore the need for a new outlook for agriculture, one which encompasses the totality of Nature. We identify how biodynamic agriculture can solve many of the problems associated with conventional agriculture through a science that is in harmony with the very essence of Nature.

Day 1 (9am-5pm)

Module 2. The Role of the Biodynamic Preparations

*Aim of Session-*To identify why the biodynamic preparations were developed and their role in revitalising the earth, plants, animals and ultimately man himself.

Module 3. Two Realms of Existence

*Aim of Session-*To explore the invisible realm of forces in Nature and to understand that what we see manifested in the physical world is the result of the interplay of these forces.

Module 4. The Role of BD500

*Aim of Session-*To identify the role of BD500 and learn of the many benefits that can be achieved by using this preparation. We look at how BD500 is made and the scientific principles behind this process.

Module 5. The Art of Vortex Stirring

*Aim of Session-*To explore the different stirring methods used when applying BD500 and to learn the process of vortex rhythmic stirring.

Day 2 (9am-5pm)

Module 6. Using the Biodynamic Planting Calendar

*Aim of Session-*To identify how the moon influences different aspects of plant growth. We learn to use these influences to increase the vitality and strength of our plants.

Module 7. Rhythms in Nature

*Aim of Session-*To learn to work in harmony with the rhythms in nature; the daily, lunar and seasonal cycles of Nature which we use when working with plants and applying the biodynamic preparations.

Module 8. Balancing Excesses in Nature The Role of BD508

*Aim of Session-*To explore what influences lead to the development of fungal diseases in plants and how these can be effectively controlled by the biodynamic preparation known as BD508.

Module 9. Applying BD508

*Aim of Session-*To learn the equipment needed for the application of BD508. We learn to stir and apply this preparation.

Level Two Session Summaries

Day 1 (9am-5pm)

Module 10. Within The Living Realm

*Aim of Session-*To explore what Rudolf Steiner referred to as 'within the living realm' and how this principle should be a guide for all our agricultural practices. We learn the vital importance of the correct feeding of the plant through elements that are colloiddally bonded to an organic molecule.

Module 11. BD Preparations BD502 to 507

*Aim of Session-*To learn the role the biodynamic compost preparations have in bringing order and balance to composting processes, where organic matter is transformed into colloidal humus.

Module 12. Biodynamics - A Total Farming System

*Aim of Session-*To learn of the many components of Biodynamic farming that work together to create a healthy and sustainable farming or gardening system and how by using biodynamic principles we can overcome many of the problems we currently see in agriculture today.

Module 13. Practical - Making Manure Concentrate

*Aim of Session-*To learn how to make and apply this manure concentrate which stimulates soil metabolism, enhances growth and increases crop yields.

Day 2 (9am-5pm)

Module 14. Balancing the Forces. Role of BD501

*Aim of Session-*To identify how to apply this powerful preparation to produce crops of the highest nutritional value, with the best flavour, strongest seeds and enhanced keeping qualities.

Module 15. The Important Role of Humus

*Aim of Session-*To learn of the key role the formation of humus plays in the sustainability of the farm or garden; how it balances soil pH, improves CEC and acts as a chelating agent to make minerals available for plant growth.

Module 16. The Element of Water

*Aim of Session-*To learn the vital role water has in Nature and how its capacity to support life is determined by its quality. We explore the use of flowforms in revitalising water systems.

Module 17. Taking and Reading Soil Profiles

*Aim of Session-*To learn how proper soil structure is as important to the success of farming or gardening as the chemistry and humus production. To learn to take soil profiles and understand how soils in a biodynamic system should develop.

Level Three Session Summaries

Day 1 (9am-5pm)

Module 18. The Vortex - Connecting With the Universal Laws of Life

*Aim of Session-*To identify the importance of creating the vortex and chaos movements used when stirring the biodynamic preparations. To explore how through this movement we are connecting with the universal laws governing all life on Earth and are able to make the forces of the cosmos effective in the earthly realm.

Module 19. The Art and Science of Compost Making

*Aim of Session-*To learn the art and science of biodynamic compost techniques to ensure the conditions for proper composting are met which lead to the production of stabilised humus. We learn to create an environment in the compost where the even decomposition of materials takes place with minimal loss of nutrients.

Module 20. Practical - Building a Biodynamic Compost

*Aim of Session-*To learn the requirements for the building of a biodynamic compost heap, the correct materials, site and physical requirements. Practical activity-We build a biodynamic compost and work through all that was covered in the previous session.

Day 2 (9am-5pm)

Module 21. Formative Forces in Nature

*Aim of Session-*To explore the need to develop a conscious awareness of the dynamic interplay of forces in Nature. We explore the effects of the formative forces on the forms and appearances in the physical world and how the biodynamic preparations can be used to enhance the formative forces in nature.

Module 22. Biodynamic Methods of Pest and Weed Control

*Aim of Session-*To learn to use the biodynamic technique called 'peppering' to clear an area of a certain weed, animal or insect that is not in balance with the environment.

Module 23. The Farm as a Self Contained Unit, Green Manuring and Crop Rotations

*Aim of Session-*To learn to develop the farm's own resources to the point where production, quality and quantity will sustain a balanced farming system.

Module 24. Practical - Tree Pasting

*Aim of Session-*To learn how to make and apply biodynamic tree paste which is used for its beneficial influence upon the health of the tree, its cambium, sap circulation and therefore its proper nutrition.

Course venue:

Bredbo, NSW

To register for the Foundation Course or to be informed of future courses you can:

- secure a place by returning the completed registration form and enclosing payment
- complete this form and post to the Biodynamic Education Centre and an invoice will be sent to you
- send an email to: info@biodynamiceducation.com.au
- or phone Cheyne 02 62329867

Places are strictly limited

Course fee \$1155.00*

(Concession \$880.00)

*a deposit of \$400 is required at time of registration

Please make cheques payable to
Biodynamic Education Centre

Biodynamic Education Centre
P.O. Box 1017
Queanbeyan
NSW 2620
Australia

Registration Form

Name.....

Address.....

Phone.....

Mobile.....

Email.....

The Biodynamic approach to soil fertility is to enhance, strengthen and balance the life forces within the soil and impart this vitality to the plants we grow.

"I really got an enormous amount out of your course and I know it has really empowered me to move to the next stage of my BD journey, thank you.

I had read many BD books prior to the course but I thought how you structured and presented the topic was excellent. So keep up your good work I am sure many more people will come away with the same feelings as I have."

*Nicholas Pook, Primrose Hill Farm,
Hunter Valley Spring 2002*

"I have been able to quickly grasp the ideas and practice covered in the course. The teaching techniques, combining lectures, handouts, visual instruction and plenty of light-hearted interaction have helped in my rapid coming to grips with BD. The course has inspired me and has opened up a whole new dimension to gardening/agriculture for me.

I am thoroughly enjoying the course and would recommend it to anyone with an interest in gardening/agriculture and Nature."

Peter Hammond Canberra 1999

Course Tutor

Walter Kohler-Bond has taught Horticulture and Landscaping, Conservation issues and Permaculture for many years at TAFE, Adult education and also conducted workshops privately in Permaculture, Bush Food and Home Gardening.

Walter is a qualified Horticulturalist and registered Permaculture teacher and an Accredited trainer and Workplace Assessor.

He lives with his family on a small property on the NSW South Coast which is being developed as a demonstration and teaching site for permaculture and biodynamics, and he also operates a small nursery specialising in food producing plants

For more information contact

email: info@biodynamiceducation.com
Ph Walter 02 4474 3971 or
Cheyne 02 62329867
or visit our web site on
www.biodynamiceducation.com

The Biodynamic Education Centre presents the Foundation Course for

Biodynamic Farming and Gardening



Bredbo NSW

September 8th, 9th,
15th, 16th,
22nd and 23rd 2012

This training course offers you a unique opportunity to participate in a competency based program for biodynamic agriculture.

The Foundation Course uses a variety of mediums; lectures, group activities and creative, hands-on practices to develop knowledge of biodynamic farming and gardening practice.

Through attendance on this training course you will gain a very thorough understanding of the biodynamic system and develop the skills and knowledge to work with the biodynamic system in your own individual situation.

Course structure

Designed as three learning modules, each module takes two days to complete.

Course dates

Dates for the course are:

Level One: Friday 7th (evening only),
Saturday 8th & Sunday 9th September.

Level Two: Saturday 15th &
Sunday 16th September.

Level Three: Saturday 22nd &
Sunday 23rd September.



Level One Session Summaries

Evening Lecture (6.30-9pm)

Module 1. The History of Agriculture

*Aim of Session-*To explore the need for a new outlook for agriculture, one which encompasses the totality of Nature. We identify how biodynamic agriculture can solve many of the problems associated with conventional agriculture through a science that is in harmony with the very essence of Nature.

Day 1 (9am-5pm)

Module 2. The Role of the Biodynamic Preparations

*Aim of Session-*To identify why the biodynamic preparations were developed and their role in revitalising the earth, plants, animals and ultimately man himself.

Module 3. Two Realms of Existence

*Aim of Session-*To explore the invisible realm of forces in Nature and to understand that what we see manifested in the physical world is the result of the interplay of these forces.

Module 4. The Role of BD500

*Aim of Session-*To identify the role of BD500 and learn of the many benefits that can be achieved by using this preparation. We look at how BD500 is made and the scientific principles behind this process.

Module 5. The Art of Vortex Stirring

*Aim of Session-*To explore the different stirring methods used when applying BD500 and to learn the process of vortex rhythmic stirring.

Day 2 (9am-5pm)

Module 6. Using the Biodynamic Planting Calendar

*Aim of Session-*To identify how the moon influences different aspects of plant growth. We learn to use these influences to increase the vitality and strength of our plants.

Module 7. Rhythms in Nature

*Aim of Session-*To learn to work in harmony with the rhythms in nature; the daily, lunar and seasonal cycles of Nature which we use when working with plants and applying the biodynamic preparations.

Module 8. Balancing Excesses in Nature The Role of BD508

*Aim of Session-*To explore what influences lead to the development of fungal diseases in plants and how these can be effectively controlled by the biodynamic preparation known as BD508.

Module 9. Applying BD508

*Aim of Session-*To learn the equipment needed for the application of BD508. We learn to stir and apply this preparation.

Level Two Session Summaries

Day 1 (9am-5pm)

Module 10. Within The Living Realm

*Aim of Session-*To explore what Rudolf Steiner referred to as 'within the living realm' and how this principle should be a guide for all our agricultural practices. We learn the vital importance of the correct feeding of the plant through elements that are colloiddally bonded to an organic molecule.

Module 11. BD Preparations BD502 to 507

*Aim of Session-*To learn the role the biodynamic compost preparations have in bringing order and balance to composting processes, where organic matter is transformed into colloidal humus.

Module 12. Biodynamics - A Total Farming System

*Aim of Session-*To learn of the many components of Biodynamic farming that work together to create a healthy and sustainable farming or gardening system and how by using biodynamic principles we can overcome many of the problems we currently see in agriculture today.

Module 13. Practical - Making Manure Concentrate

*Aim of Session-*To learn how to make and apply this manure concentrate which stimulates soil metabolism, enhances growth and increases crop yields.

Day 2 (9am-5pm)

Module 14. Balancing the Forces. Role of BD501

*Aim of Session-*To identify how to apply this powerful preparation to produce crops of the highest nutritional value, with the best flavour, strongest seeds and enhanced keeping qualities.

Module 15. The Important Role of Humus

*Aim of Session-*To learn of the key role the formation of humus plays in the sustainability of the farm or garden; how it balances soil pH, improves CEC and acts as a chelating agent to make minerals available for plant growth.

Module 16. The Element of Water

*Aim of Session-*To learn the vital role water has in Nature and how its capacity to support life is determined by its quality. We explore the use of flowforms in revitalising water systems.

Module 17. Taking and Reading Soil Profiles

*Aim of Session-*To learn how proper soil structure is as important to the success of farming or gardening as the chemistry and humus production. To learn to take soil profiles and understand how soils in a biodynamic system should develop.

Level Three Session Summaries

Day 1 (9am-5pm)

Module 18. The Vortex - Connecting With the Universal Laws of Life

*Aim of Session-*To identify the importance of creating the vortex and chaos movements used when stirring the biodynamic preparations. To explore how through this movement we are connecting with the universal laws governing all life on Earth and are able to make the forces of the cosmos effective in the earthly realm.

Module 19. The Art and Science of Compost Making

*Aim of Session-*To learn the art and science of biodynamic compost techniques to ensure the conditions for proper composting are met which lead to the production of stabilised humus. We learn to create an environment in the compost where the even decomposition of materials takes place with minimal loss of nutrients.

Module 20. Practical - Building a Biodynamic Compost

*Aim of Session-*To learn the requirements for the building of a biodynamic compost heap, the correct materials, site and physical requirements. Practical activity-We build a biodynamic compost and work through all that was covered in the previous session.

Day 2 (9am-5pm)

Module 21. Formative Forces in Nature

*Aim of Session-*To explore the need to develop a conscious awareness of the dynamic interplay of forces in Nature. We explore the effects of the formative forces on the forms and appearances in the physical world and how the biodynamic preparations can be used to enhance the formative forces in nature.

Module 22. Biodynamic Methods of Pest and Weed Control

*Aim of Session-*To learn to use the biodynamic technique called 'peppering' to clear an area of a certain weed, animal or insect that is not in balance with the environment.

Module 23. The Farm as a Self Contained Unit, Green Manuring and Crop Rotations

*Aim of Session-*To learn to develop the farm's own resources to the point where production, quality and quantity will sustain a balanced farming system.

Module 24. Practical - Tree Pasting

*Aim of Session-*To learn how to make and apply biodynamic tree paste which is used for its beneficial influence upon the health of the tree, its cambium, sap circulation and therefore its proper nutrition.

Course venue:

Bredbo, NSW

To register for the Foundation Course or to be informed of future courses you can:

- secure a place by returning the completed registration form and enclosing payment
- complete this form and post to the Biodynamic Education Centre and an invoice will be sent to you
- send an email to: info@biodynamiceducation.com.au
- or phone Cheyne 02 62329867

Places are strictly limited

Course fee \$1155.00*

(Concession \$880.00)

*a deposit of \$400 is required at time of registration

Please make cheques payable to
Biodynamic Education Centre

Biodynamic Education Centre
P.O. Box 1017
Queanbeyan
NSW 2620
Australia

Registration Form

Name.....

Address.....

Phone.....

Mobile.....

Email.....

The Biodynamic approach to soil fertility is to enhance, strengthen and balance the life forces within the soil and impart this vitality to the plants we grow.

"I really got an enormous amount out of your course and I know it has really empowered me to move to the next stage of my BD journey, thank you.

I had read many BD books prior to the course but I thought how you structured and presented the topic was excellent. So keep up your good work I am sure many more people will come away with the same feelings as I have."

*Nicholas Pook, Primrose Hill Farm,
Hunter Valley Spring 2002*

"I have been able to quickly grasp the ideas and practice covered in the course. The teaching techniques, combining lectures, handouts, visual instruction and plenty of light-hearted interaction have helped in my rapid coming to grips with BD. The course has inspired me and has opened up a whole new dimension to gardening/agriculture for me.

I am thoroughly enjoying the course and would recommend it to anyone with an interest in gardening/agriculture and Nature."

Peter Hammond Canberra 1999

Course Tutor

Walter Kohler-Bond has taught Horticulture and Landscaping, Conservation issues and Permaculture for many years at TAFE, Adult education and also conducted workshops privately in Permaculture, Bush Food and Home Gardening.

Walter is a qualified Horticulturalist and registered Permaculture teacher and an Accredited trainer and Workplace Assessor.

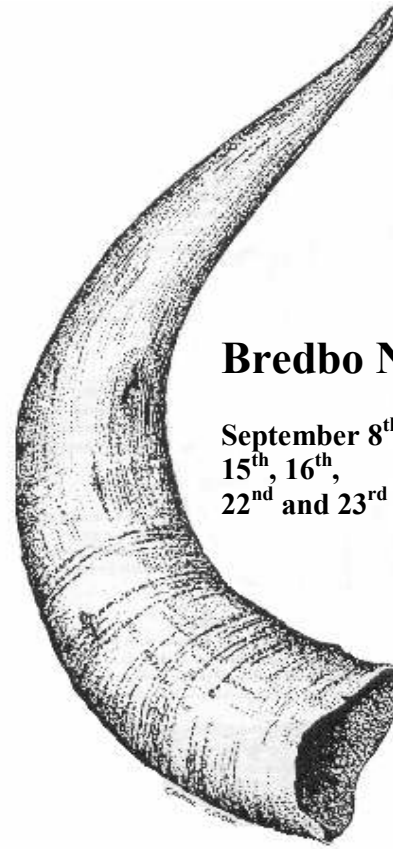
He lives with his family on a small property on the NSW South Coast which is being developed as a demonstration and teaching site for permaculture and biodynamics, and he also operates a small nursery specialising in food producing plants

For more information contact

email: info@biodynamiceducation.com
Ph Walter 02 4474 3971 or
Cheyne 02 62329867
or visit our web site on
www.biodynamiceducation.com

The Biodynamic Education Centre presents the Foundation Course for

Biodynamic Farming and Gardening



Bredbo NSW

September 8th, 9th,
15th, 16th,
22nd and 23rd 2012

This training course offers you a unique opportunity to participate in a competency based program for biodynamic agriculture.

The Foundation Course uses a variety of mediums; lectures, group activities and creative, hands-on practices to develop knowledge of biodynamic farming and gardening practice.

Through attendance on this training course you will gain a very thorough understanding of the biodynamic system and develop the skills and knowledge to work with the biodynamic system in your own individual situation.

Course structure

Designed as three learning modules, each module takes two days to complete.

Course dates

Dates for the course are:

Level One: Friday 7th (evening only),
Saturday 8th & Sunday 9th September.

Level Two: Saturday 15th &
Sunday 16th September.

Level Three: Saturday 22nd &
Sunday 23rd September.



Level One Session Summaries

Evening Lecture (6.30-9pm)

Module 1. The History of Agriculture

*Aim of Session-*To explore the need for a new outlook for agriculture, one which encompasses the totality of Nature. We identify how biodynamic agriculture can solve many of the problems associated with conventional agriculture through a science that is in harmony with the very essence of Nature.

Day 1 (9am-5pm)

Module 2. The Role of the Biodynamic Preparations

*Aim of Session-*To identify why the biodynamic preparations were developed and their role in revitalising the earth, plants, animals and ultimately man himself.

Module 3. Two Realms of Existence

*Aim of Session-*To explore the invisible realm of forces in Nature and to understand that what we see manifested in the physical world is the result of the interplay of these forces.

Module 4. The Role of BD500

*Aim of Session-*To identify the role of BD500 and learn of the many benefits that can be achieved by using this preparation. We look at how BD500 is made and the scientific principles behind this process.

Module 5. The Art of Vortex Stirring

*Aim of Session-*To explore the different stirring methods used when applying BD500 and to learn the process of vortex rhythmic stirring.

Day 2 (9am-5pm)

Module 6. Using the Biodynamic Planting Calendar

*Aim of Session-*To identify how the moon influences different aspects of plant growth. We learn to use these influences to increase the vitality and strength of our plants.

Module 7. Rhythms in Nature

*Aim of Session-*To learn to work in harmony with the rhythms in nature; the daily, lunar and seasonal cycles of Nature which we use when working with plants and applying the biodynamic preparations.

Module 8. Balancing Excesses in Nature The Role of BD508

*Aim of Session-*To explore what influences lead to the development of fungal diseases in plants and how these can be effectively controlled by the biodynamic preparation known as BD508.

Module 9. Applying BD508

*Aim of Session-*To learn the equipment needed for the application of BD508. We learn to stir and apply this preparation.

Level Two Session Summaries

Day 1 (9am-5pm)

Module 10. Within The Living Realm

*Aim of Session-*To explore what Rudolf Steiner referred to as 'within the living realm' and how this principle should be a guide for all our agricultural practices. We learn the vital importance of the correct feeding of the plant through elements that are colloiddally bonded to an organic molecule.

Module 11. BD Preparations BD502 to 507

*Aim of Session-*To learn the role the biodynamic compost preparations have in bringing order and balance to composting processes, where organic matter is transformed into colloidal humus.

Module 12. Biodynamics - A Total Farming System

*Aim of Session-*To learn of the many components of Biodynamic farming that work together to create a healthy and sustainable farming or gardening system and how by using biodynamic principles we can overcome many of the problems we currently see in agriculture today.

Module 13. Practical - Making Manure Concentrate

*Aim of Session-*To learn how to make and apply this manure concentrate which stimulates soil metabolism, enhances growth and increases crop yields.

Day 2 (9am-5pm)

Module 14. Balancing the Forces. Role of BD501

*Aim of Session-*To identify how to apply this powerful preparation to produce crops of the highest nutritional value, with the best flavour, strongest seeds and enhanced keeping qualities.

Module 15. The Important Role of Humus

*Aim of Session-*To learn of the key role the formation of humus plays in the sustainability of the farm or garden; how it balances soil pH, improves CEC and acts as a chelating agent to make minerals available for plant growth.

Module 16. The Element of Water

*Aim of Session-*To learn the vital role water has in Nature and how its capacity to support life is determined by its quality. We explore the use of flowforms in revitalising water systems.

Module 17. Taking and Reading Soil Profiles

*Aim of Session-*To learn how proper soil structure is as important to the success of farming or gardening as the chemistry and humus production. To learn to take soil profiles and understand how soils in a biodynamic system should develop.

Level Three Session Summaries

Day 1 (9am-5pm)

Module 18. The Vortex - Connecting With the Universal Laws of Life

*Aim of Session-*To identify the importance of creating the vortex and chaos movements used when stirring the biodynamic preparations. To explore how through this movement we are connecting with the universal laws governing all life on Earth and are able to make the forces of the cosmos effective in the earthly realm.

Module 19. The Art and Science of Compost Making

*Aim of Session-*To learn the art and science of biodynamic compost techniques to ensure the conditions for proper composting are met which lead to the production of stabilised humus. We learn to create an environment in the compost where the even decomposition of materials takes place with minimal loss of nutrients.

Module 20. Practical - Building a Biodynamic Compost

*Aim of Session-*To learn the requirements for the building of a biodynamic compost heap, the correct materials, site and physical requirements. Practical activity-We build a biodynamic compost and work through all that was covered in the previous session.

Day 2 (9am-5pm)

Module 21. Formative Forces in Nature

*Aim of Session-*To explore the need to develop a conscious awareness of the dynamic interplay of forces in Nature. We explore the effects of the formative forces on the forms and appearances in the physical world and how the biodynamic preparations can be used to enhance the formative forces in nature.

Module 22. Biodynamic Methods of Pest and Weed Control

*Aim of Session-*To learn to use the biodynamic technique called 'peppering' to clear an area of a certain weed, animal or insect that is not in balance with the environment.

Module 23. The Farm as a Self Contained Unit, Green Manuring and Crop Rotations

*Aim of Session-*To learn to develop the farm's own resources to the point where production, quality and quantity will sustain a balanced farming system.

Module 24. Practical - Tree Pasting

*Aim of Session-*To learn how to make and apply biodynamic tree paste which is used for its beneficial influence upon the health of the tree, its cambium, sap circulation and therefore its proper nutrition.

Course venue:

Bredbo, NSW

To register for the Foundation Course or to be informed of future courses you can:

- secure a place by returning the completed registration form and enclosing payment
- complete this form and post to the Biodynamic Education Centre and an invoice will be sent to you
- send an email to: info@biodynamiceducation.com.au
- or phone Cheyne 02 62329867

Places are strictly limited

Course fee \$1155.00*

(Concession \$880.00)

*a deposit of \$400 is required at time of registration

Please make cheques payable to
Biodynamic Education Centre

Biodynamic Education Centre
P.O. Box 1017
Queanbeyan
NSW 2620
Australia

Registration Form

Name.....

Address.....

Phone.....

Mobile.....

Email.....

The Biodynamic approach to soil fertility is to enhance, strengthen and balance the life forces within the soil and impart this vitality to the plants we grow.

"I really got an enormous amount out of your course and I know it has really empowered me to move to the next stage of my BD journey, thank you.

I had read many BD books prior to the course but I thought how you structured and presented the topic was excellent. So keep up your good work I am sure many more people will come away with the same feelings as I have."

*Nicholas Pook, Primrose Hill Farm,
Hunter Valley Spring 2002*

"I have been able to quickly grasp the ideas and practice covered in the course. The teaching techniques, combining lectures, handouts, visual instruction and plenty of light-hearted interaction have helped in my rapid coming to grips with BD. The course has inspired me and has opened up a whole new dimension to gardening/agriculture for me.

I am thoroughly enjoying the course and would recommend it to anyone with an interest in gardening/agriculture and Nature."

Peter Hammond Canberra 1999

Course Tutor

Walter Kohler-Bond has taught Horticulture and Landscaping, Conservation issues and Permaculture for many years at TAFE, Adult education and also conducted workshops privately in Permaculture, Bush Food and Home Gardening.

Walter is a qualified Horticulturalist and registered Permaculture teacher and an Accredited trainer and Workplace Assessor.

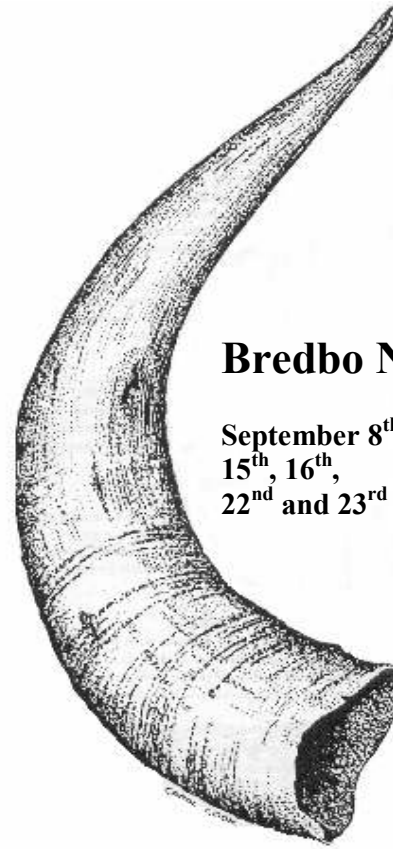
He lives with his family on a small property on the NSW South Coast which is being developed as a demonstration and teaching site for permaculture and biodynamics, and he also operates a small nursery specialising in food producing plants

For more information contact

email: info@biodynamiceducation.com
Ph Walter 02 4474 3971 or
Cheyne 02 62329867
or visit our web site on
www.biodynamiceducation.com

The Biodynamic Education Centre presents the Foundation Course for

Biodynamic Farming and Gardening



Bredbo NSW

September 8th, 9th,
15th, 16th,
22nd and 23rd 2012

This training course offers you a unique opportunity to participate in a competency based program for biodynamic agriculture.

The Foundation Course uses a variety of mediums; lectures, group activities and creative, hands-on practices to develop knowledge of biodynamic farming and gardening practice.

Through attendance on this training course you will gain a very thorough understanding of the biodynamic system and develop the skills and knowledge to work with the biodynamic system in your own individual situation.

Course structure

Designed as three learning modules, each module takes two days to complete.

Course dates

Dates for the course are:

Level One: Friday 7th (evening only),
Saturday 8th & Sunday 9th September.

Level Two: Saturday 15th &
Sunday 16th September.

Level Three: Saturday 22nd &
Sunday 23rd September.



Level One Session Summaries

Evening Lecture (6.30-9pm)

Module 1. The History of Agriculture

*Aim of Session-*To explore the need for a new outlook for agriculture, one which encompasses the totality of Nature. We identify how biodynamic agriculture can solve many of the problems associated with conventional agriculture through a science that is in harmony with the very essence of Nature.

Day 1 (9am-5pm)

Module 2. The Role of the Biodynamic Preparations

*Aim of Session-*To identify why the biodynamic preparations were developed and their role in revitalising the earth, plants, animals and ultimately man himself.

Module 3. Two Realms of Existence

*Aim of Session-*To explore the invisible realm of forces in Nature and to understand that what we see manifested in the physical world is the result of the interplay of these forces.

Module 4. The Role of BD500

*Aim of Session-*To identify the role of BD500 and learn of the many benefits that can be achieved by using this preparation. We look at how BD500 is made and the scientific principles behind this process.

Module 5. The Art of Vortex Stirring

*Aim of Session-*To explore the different stirring methods used when applying BD500 and to learn the process of vortex rhythmic stirring.

Day 2 (9am-5pm)

Module 6. Using the Biodynamic Planting Calendar

*Aim of Session-*To identify how the moon influences different aspects of plant growth. We learn to use these influences to increase the vitality and strength of our plants.

Module 7. Rhythms in Nature

*Aim of Session-*To learn to work in harmony with the rhythms in nature; the daily, lunar and seasonal cycles of Nature which we use when working with plants and applying the biodynamic preparations.

Module 8. Balancing Excesses in Nature The Role of BD508

*Aim of Session-*To explore what influences lead to the development of fungal diseases in plants and how these can be effectively controlled by the biodynamic preparation known as BD508.

Module 9. Applying BD508

*Aim of Session-*To learn the equipment needed for the application of BD508. We learn to stir and apply this preparation.

Level Two Session Summaries

Day 1 (9am-5pm)

Module 10. Within The Living Realm

*Aim of Session-*To explore what Rudolf Steiner referred to as 'within the living realm' and how this principle should be a guide for all our agricultural practices. We learn the vital importance of the correct feeding of the plant through elements that are colloiddally bonded to an organic molecule.

Module 11. BD Preparations BD502 to 507

*Aim of Session-*To learn the role the biodynamic compost preparations have in bringing order and balance to composting processes, where organic matter is transformed into colloidal humus.

Module 12. Biodynamics - A Total Farming System

*Aim of Session-*To learn of the many components of Biodynamic farming that work together to create a healthy and sustainable farming or gardening system and how by using biodynamic principles we can overcome many of the problems we currently see in agriculture today.

Module 13. Practical - Making Manure Concentrate

*Aim of Session-*To learn how to make and apply this manure concentrate which stimulates soil metabolism, enhances growth and increases crop yields.

Day 2 (9am-5pm)

Module 14. Balancing the Forces. Role of BD501

*Aim of Session-*To identify how to apply this powerful preparation to produce crops of the highest nutritional value, with the best flavour, strongest seeds and enhanced keeping qualities.

Module 15. The Important Role of Humus

*Aim of Session-*To learn of the key role the formation of humus plays in the sustainability of the farm or garden; how it balances soil pH, improves CEC and acts as a chelating agent to make minerals available for plant growth.

Module 16. The Element of Water

*Aim of Session-*To learn the vital role water has in Nature and how its capacity to support life is determined by its quality. We explore the use of flowforms in revitalising water systems.

Module 17. Taking and Reading Soil Profiles

*Aim of Session-*To learn how proper soil structure is as important to the success of farming or gardening as the chemistry and humus production. To learn to take soil profiles and understand how soils in a biodynamic system should develop.

Level Three Session Summaries

Day 1 (9am-5pm)

Module 18. The Vortex - Connecting With the Universal Laws of Life

*Aim of Session-*To identify the importance of creating the vortex and chaos movements used when stirring the biodynamic preparations. To explore how through this movement we are connecting with the universal laws governing all life on Earth and are able to make the forces of the cosmos effective in the earthly realm.

Module 19. The Art and Science of Compost Making

*Aim of Session-*To learn the art and science of biodynamic compost techniques to ensure the conditions for proper composting are met which lead to the production of stabilised humus. We learn to create an environment in the compost where the even decomposition of materials takes place with minimal loss of nutrients.

Module 20. Practical - Building a Biodynamic Compost

*Aim of Session-*To learn the requirements for the building of a biodynamic compost heap, the correct materials, site and physical requirements. Practical activity-We build a biodynamic compost and work through all that was covered in the previous session.

Day 2 (9am-5pm)

Module 21. Formative Forces in Nature

*Aim of Session-*To explore the need to develop a conscious awareness of the dynamic interplay of forces in Nature. We explore the effects of the formative forces on the forms and appearances in the physical world and how the biodynamic preparations can be used to enhance the formative forces in nature.

Module 22. Biodynamic Methods of Pest and Weed Control

*Aim of Session-*To learn to use the biodynamic technique called 'peppering' to clear an area of a certain weed, animal or insect that is not in balance with the environment.

Module 23. The Farm as a Self Contained Unit, Green Manuring and Crop Rotations

*Aim of Session-*To learn to develop the farm's own resources to the point where production, quality and quantity will sustain a balanced farming system.

Module 24. Practical - Tree Pasting

*Aim of Session-*To learn how to make and apply biodynamic tree paste which is used for its beneficial influence upon the health of the tree, its cambium, sap circulation and therefore its proper nutrition.

Course venue:

Bredbo, NSW

To register for the Foundation Course or to be informed of future courses you can:

- secure a place by returning the completed registration form and enclosing payment
- complete this form and post to the Biodynamic Education Centre and an invoice will be sent to you
- send an email to: info@biodynamiceducation.com.au
- or phone Cheyne 02 62329867

Places are strictly limited

Course fee \$1155.00*

(Concession \$880.00)

*a deposit of \$400 is required at time of registration

Please make cheques payable to
Biodynamic Education Centre

Biodynamic Education Centre
P.O. Box 1017
Queanbeyan
NSW 2620
Australia

Registration Form

Name.....

Address.....

Phone.....

Mobile.....

Email.....

The Biodynamic approach to soil fertility is to enhance, strengthen and balance the life forces within the soil and impart this vitality to the plants we grow.

"I really got an enormous amount out of your course and I know it has really empowered me to move to the next stage of my BD journey, thank you.

I had read many BD books prior to the course but I thought how you structured and presented the topic was excellent. So keep up your good work I am sure many more people will come away with the same feelings as I have."

Nicholas Pook, Primrose Hill Farm, Hunter Valley Spring 2002

"I have been able to quickly grasp the ideas and practice covered in the course. The teaching techniques, combining lectures, handouts, visual instruction and plenty of light-hearted interaction have helped in my rapid coming to grips with BD. The course has inspired me and has opened up a whole new dimension to gardening/agriculture for me.

I am thoroughly enjoying the course and would recommend it to anyone with an interest in gardening/agriculture and Nature."

Peter Hammond Canberra 1999

Course Tutor

Walter Kohler-Bond has taught Horticulture and Landscaping, Conservation issues and Permaculture for many years at TAFE, Adult education and also conducted workshops privately in Permaculture, Bush Food and Home Gardening.

Walter is a qualified Horticulturalist and registered Permaculture teacher and an Accredited trainer and Workplace Assessor.

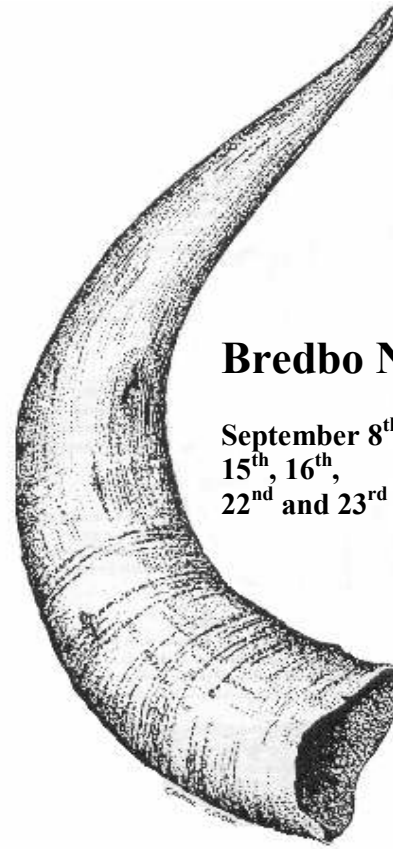
He lives with his family on a small property on the NSW South Coast which is being developed as a demonstration and teaching site for permaculture and biodynamics, and he also operates a small nursery specialising in food producing plants

For more information contact

email: info@biodynamiceducation.com
Ph Walter 02 4474 3971 or
Cheyne 02 62329867
or visit our web site on
www.biodynamiceducation.com

The Biodynamic Education Centre presents the Foundation Course for

Biodynamic Farming and Gardening



Bredbo NSW

September 8th, 9th,
15th, 16th,
22nd and 23rd 2012

This training course offers you a unique opportunity to participate in a competency based program for biodynamic agriculture.

The Foundation Course uses a variety of mediums; lectures, group activities and creative, hands-on practices to develop knowledge of biodynamic farming and gardening practice.

Through attendance on this training course you will gain a very thorough understanding of the biodynamic system and develop the skills and knowledge to work with the biodynamic system in your own individual situation.

Course structure

Designed as three learning modules, each module takes two days to complete.

Course dates

Dates for the course are:

Level One: Friday 7th (evening only), Saturday 8th & Sunday 9th September.

Level Two: Saturday 15th & Sunday 16th September.

Level Three: Saturday 22nd & Sunday 23rd September.



Level One Session Summaries

Evening Lecture (6.30-9pm)

Module 1. The History of Agriculture

*Aim of Session-*To explore the need for a new outlook for agriculture, one which encompasses the totality of Nature. We identify how biodynamic agriculture can solve many of the problems associated with conventional agriculture through a science that is in harmony with the very essence of Nature.

Day 1 (9am-5pm)

Module 2. The Role of the Biodynamic Preparations

*Aim of Session-*To identify why the biodynamic preparations were developed and their role in revitalising the earth, plants, animals and ultimately man himself.

Module 3. Two Realms of Existence

*Aim of Session-*To explore the invisible realm of forces in Nature and to understand that what we see manifested in the physical world is the result of the interplay of these forces.

Module 4. The Role of BD500

*Aim of Session-*To identify the role of BD500 and learn of the many benefits that can be achieved by using this preparation. We look at how BD500 is made and the scientific principles behind this process.

Module 5. The Art of Vortex Stirring

*Aim of Session-*To explore the different stirring methods used when applying BD500 and to learn the process of vortex rhythmic stirring.

Day 2 (9am-5pm)

Module 6. Using the Biodynamic Planting Calendar

*Aim of Session-*To identify how the moon influences different aspects of plant growth. We learn to use these influences to increase the vitality and strength of our plants.

Module 7. Rhythms in Nature

*Aim of Session-*To learn to work in harmony with the rhythms in nature; the daily, lunar and seasonal cycles of Nature which we use when working with plants and applying the biodynamic preparations.

Module 8. Balancing Excesses in Nature The Role of BD508

*Aim of Session-*To explore what influences lead to the development of fungal diseases in plants and how these can be effectively controlled by the biodynamic preparation known as BD508.

Module 9. Applying BD508

*Aim of Session-*To learn the equipment needed for the application of BD508. We learn to stir and apply this preparation.

Level Two Session Summaries

Day 1 (9am-5pm)

Module 10. Within The Living Realm

*Aim of Session-*To explore what Rudolf Steiner referred to as 'within the living realm' and how this principle should be a guide for all our agricultural practices. We learn the vital importance of the correct feeding of the plant through elements that are colloiddally bonded to an organic molecule.

Module 11. BD Preparations BD502 to 507

*Aim of Session-*To learn the role the biodynamic compost preparations have in bringing order and balance to composting processes, where organic matter is transformed into colloidal humus.

Module 12. Biodynamics - A Total Farming System

*Aim of Session-*To learn of the many components of Biodynamic farming that work together to create a healthy and sustainable farming or gardening system and how by using biodynamic principles we can overcome many of the problems we currently see in agriculture today.

Module 13. Practical - Making Manure Concentrate

*Aim of Session-*To learn how to make and apply this manure concentrate which stimulates soil metabolism, enhances growth and increases crop yields.

Day 2 (9am-5pm)

Module 14. Balancing the Forces. Role of BD501

*Aim of Session-*To identify how to apply this powerful preparation to produce crops of the highest nutritional value, with the best flavour, strongest seeds and enhanced keeping qualities.

Module 15. The Important Role of Humus

*Aim of Session-*To learn of the key role the formation of humus plays in the sustainability of the farm or garden; how it balances soil pH, improves CEC and acts as a chelating agent to make minerals available for plant growth.

Module 16. The Element of Water

*Aim of Session-*To learn the vital role water has in Nature and how its capacity to support life is determined by its quality. We explore the use of flowforms in revitalising water systems.

Module 17. Taking and Reading Soil Profiles

*Aim of Session-*To learn how proper soil structure is as important to the success of farming or gardening as the chemistry and humus production. To learn to take soil profiles and understand how soils in a biodynamic system should develop.

Level Three Session Summaries

Day 1 (9am-5pm)

Module 18. The Vortex - Connecting With the Universal Laws of Life

*Aim of Session-*To identify the importance of creating the vortex and chaos movements used when stirring the biodynamic preparations. To explore how through this movement we are connecting with the universal laws governing all life on Earth and are able to make the forces of the cosmos effective in the earthly realm.

Module 19. The Art and Science of Compost Making

*Aim of Session-*To learn the art and science of biodynamic compost techniques to ensure the conditions for proper composting are met which lead to the production of stabilised humus. We learn to create an environment in the compost where the even decomposition of materials takes place with minimal loss of nutrients.

Module 20. Practical - Building a Biodynamic Compost

*Aim of Session-*To learn the requirements for the building of a biodynamic compost heap, the correct materials, site and physical requirements. Practical activity-We build a biodynamic compost and work through all that was covered in the previous session.

Day 2 (9am-5pm)

Module 21. Formative Forces in Nature

*Aim of Session-*To explore the need to develop a conscious awareness of the dynamic interplay of forces in Nature. We explore the effects of the formative forces on the forms and appearances in the physical world and how the biodynamic preparations can be used to enhance the formative forces in nature.

Module 22. Biodynamic Methods of Pest and Weed Control

*Aim of Session-*To learn to use the biodynamic technique called 'peppering' to clear an area of a certain weed, animal or insect that is not in balance with the environment.

Module 23. The Farm as a Self Contained Unit, Green Manuring and Crop Rotations

*Aim of Session-*To learn to develop the farm's own resources to the point where production, quality and quantity will sustain a balanced farming system.

Module 24. Practical - Tree Pasting

*Aim of Session-*To learn how to make and apply biodynamic tree paste which is used for its beneficial influence upon the health of the tree, its cambium, sap circulation and therefore its proper nutrition.

Course venue:

Bredbo, NSW

To register for the Foundation Course or to be informed of future courses you can:

- secure a place by returning the completed registration form and enclosing payment
- complete this form and post to the Biodynamic Education Centre and an invoice will be sent to you
- send an email to: info@biodynamiceducation.com.au
- or phone Cheyne 02 62329867

Places are strictly limited

Course fee \$1155.00*

(Concession \$880.00)

*a deposit of \$400 is required at time of registration

Please make cheques payable to
Biodynamic Education Centre

Biodynamic Education Centre
P.O. Box 1017
Queanbeyan
NSW 2620
Australia

Registration Form

Name.....

Address.....

Phone.....

Mobile.....

Email.....

The Biodynamic approach to soil fertility is to enhance, strengthen and balance the life forces within the soil and impart this vitality to the plants we grow.

"I really got an enormous amount out of your course and I know it has really empowered me to move to the next stage of my BD journey, thank you.

I had read many BD books prior to the course but I thought how you structured and presented the topic was excellent. So keep up your good work I am sure many more people will come away with the same feelings as I have."

*Nicholas Pook, Primrose Hill Farm,
Hunter Valley Spring 2002*

"I have been able to quickly grasp the ideas and practice covered in the course. The teaching techniques, combining lectures, handouts, visual instruction and plenty of light-hearted interaction have helped in my rapid coming to grips with BD. The course has inspired me and has opened up a whole new dimension to gardening/agriculture for me.

I am thoroughly enjoying the course and would recommend it to anyone with an interest in gardening/agriculture and Nature."

Peter Hammond Canberra 1999

Course Tutor

Walter Kohler-Bond has taught Horticulture and Landscaping, Conservation issues and Permaculture for many years at TAFE, Adult education and also conducted workshops privately in Permaculture, Bush Food and Home Gardening.

Walter is a qualified Horticulturalist and registered Permaculture teacher and an Accredited trainer and Workplace Assessor.

He lives with his family on a small property on the NSW South Coast which is being developed as a demonstration and teaching site for permaculture and biodynamics, and he also operates a small nursery specialising in food producing plants

For more information contact

email: info@biodynamiceducation.com
Ph Walter 02 4474 3971 or
Cheyne 02 62329867
or visit our web site on
www.biodynamiceducation.com

The Biodynamic Education Centre presents the Foundation Course for

Biodynamic Farming and Gardening



Bredbo NSW

September 8th, 9th,
15th, 16th,
22nd and 23rd 2012

This training course offers you a unique opportunity to participate in a competency based program for biodynamic agriculture.

The Foundation Course uses a variety of mediums; lectures, group activities and creative, hands-on practices to develop knowledge of biodynamic farming and gardening practice.

Through attendance on this training course you will gain a very thorough understanding of the biodynamic system and develop the skills and knowledge to work with the biodynamic system in your own individual situation.

Course structure

Designed as three learning modules, each module takes two days to complete.

Course dates

Dates for the course are:

Level One: Friday 7th (evening only),
Saturday 8th & Sunday 9th September.

Level Two: Saturday 15th &
Sunday 16th September.

Level Three: Saturday 22nd &
Sunday 23rd September.



Level One Session Summaries

Evening Lecture (6.30-9pm)

Module 1. The History of Agriculture

*Aim of Session-*To explore the need for a new outlook for agriculture, one which encompasses the totality of Nature. We identify how biodynamic agriculture can solve many of the problems associated with conventional agriculture through a science that is in harmony with the very essence of Nature.

Day 1 (9am-5pm)

Module 2. The Role of the Biodynamic Preparations

*Aim of Session-*To identify why the biodynamic preparations were developed and their role in revitalising the earth, plants, animals and ultimately man himself.

Module 3. Two Realms of Existence

*Aim of Session-*To explore the invisible realm of forces in Nature and to understand that what we see manifested in the physical world is the result of the interplay of these forces.

Module 4. The Role of BD500

*Aim of Session-*To identify the role of BD500 and learn of the many benefits that can be achieved by using this preparation. We look at how BD500 is made and the scientific principles behind this process.

Module 5. The Art of Vortex Stirring

*Aim of Session-*To explore the different stirring methods used when applying BD500 and to learn the process of vortex rhythmic stirring.

Day 2 (9am-5pm)

Module 6. Using the Biodynamic Planting Calendar

*Aim of Session-*To identify how the moon influences different aspects of plant growth. We learn to use these influences to increase the vitality and strength of our plants.

Module 7. Rhythms in Nature

*Aim of Session-*To learn to work in harmony with the rhythms in nature; the daily, lunar and seasonal cycles of Nature which we use when working with plants and applying the biodynamic preparations.

Module 8. Balancing Excesses in Nature The Role of BD508

*Aim of Session-*To explore what influences lead to the development of fungal diseases in plants and how these can be effectively controlled by the biodynamic preparation known as BD508.

Module 9. Applying BD508

*Aim of Session-*To learn the equipment needed for the application of BD508. We learn to stir and apply this preparation.

Level Two Session Summaries

Day 1 (9am-5pm)

Module 10. Within The Living Realm

*Aim of Session-*To explore what Rudolf Steiner referred to as 'within the living realm' and how this principle should be a guide for all our agricultural practices. We learn the vital importance of the correct feeding of the plant through elements that are colloiddally bonded to an organic molecule.

Module 11. BD Preparations BD502 to 507

*Aim of Session-*To learn the role the biodynamic compost preparations have in bringing order and balance to composting processes, where organic matter is transformed into colloidal humus.

Module 12. Biodynamics - A Total Farming System

*Aim of Session-*To learn of the many components of Biodynamic farming that work together to create a healthy and sustainable farming or gardening system and how by using biodynamic principles we can overcome many of the problems we currently see in agriculture today.

Module 13. Practical - Making Manure Concentrate

*Aim of Session-*To learn how to make and apply this manure concentrate which stimulates soil metabolism, enhances growth and increases crop yields.

Day 2 (9am-5pm)

Module 14. Balancing the Forces. Role of BD501

*Aim of Session-*To identify how to apply this powerful preparation to produce crops of the highest nutritional value, with the best flavour, strongest seeds and enhanced keeping qualities.

Module 15. The Important Role of Humus

*Aim of Session-*To learn of the key role the formation of humus plays in the sustainability of the farm or garden; how it balances soil pH, improves CEC and acts as a chelating agent to make minerals available for plant growth.

Module 16. The Element of Water

*Aim of Session-*To learn the vital role water has in Nature and how its capacity to support life is determined by its quality. We explore the use of flowforms in revitalising water systems.

Module 17. Taking and Reading Soil Profiles

*Aim of Session-*To learn how proper soil structure is as important to the success of farming or gardening as the chemistry and humus production. To learn to take soil profiles and understand how soils in a biodynamic system should develop.

Level Three Session Summaries

Day 1 (9am-5pm)

Module 18. The Vortex - Connecting With the Universal Laws of Life

*Aim of Session-*To identify the importance of creating the vortex and chaos movements used when stirring the biodynamic preparations. To explore how through this movement we are connecting with the universal laws governing all life on Earth and are able to make the forces of the cosmos effective in the earthly realm.

Module 19. The Art and Science of Compost Making

*Aim of Session-*To learn the art and science of biodynamic compost techniques to ensure the conditions for proper composting are met which lead to the production of stabilised humus. We learn to create an environment in the compost where the even decomposition of materials takes place with minimal loss of nutrients.

Module 20. Practical - Building a Biodynamic Compost

*Aim of Session-*To learn the requirements for the building of a biodynamic compost heap, the correct materials, site and physical requirements. Practical activity-We build a biodynamic compost and work through all that was covered in the previous session.

Day 2 (9am-5pm)

Module 21. Formative Forces in Nature

*Aim of Session-*To explore the need to develop a conscious awareness of the dynamic interplay of forces in Nature. We explore the effects of the formative forces on the forms and appearances in the physical world and how the biodynamic preparations can be used to enhance the formative forces in nature.

Module 22. Biodynamic Methods of Pest and Weed Control

*Aim of Session-*To learn to use the biodynamic technique called 'peppering' to clear an area of a certain weed, animal or insect that is not in balance with the environment.

Module 23. The Farm as a Self Contained Unit, Green Manuring and Crop Rotations

*Aim of Session-*To learn to develop the farm's own resources to the point where production, quality and quantity will sustain a balanced farming system.

Module 24. Practical - Tree Pasting

*Aim of Session-*To learn how to make and apply biodynamic tree paste which is used for its beneficial influence upon the health of the tree, its cambium, sap circulation and therefore its proper nutrition.

Course venue:

Bredbo, NSW

To register for the Foundation Course or to be informed of future courses you can:

- secure a place by returning the completed registration form and enclosing payment
- complete this form and post to the Biodynamic Education Centre and an invoice will be sent to you
- send an email to: info@biodynamiceducation.com.au
- or phone Cheyne 02 62329867

Places are strictly limited

Course fee \$1155.00*

(Concession \$880.00)

*a deposit of \$400 is required at time of registration

Please make cheques payable to
Biodynamic Education Centre

Biodynamic Education Centre
P.O. Box 1017
Queanbeyan
NSW 2620
Australia

Registration Form

Name.....

Address.....

Phone.....

Mobile.....

Email.....

The Biodynamic approach to soil fertility is to enhance, strengthen and balance the life forces within the soil and impart this vitality to the plants we grow.

"I really got an enormous amount out of your course and I know it has really empowered me to move to the next stage of my BD journey, thank you.

I had read many BD books prior to the course but I thought how you structured and presented the topic was excellent. So keep up your good work I am sure many more people will come away with the same feelings as I have."

*Nicholas Pook, Primrose Hill Farm,
Hunter Valley Spring 2002*

"I have been able to quickly grasp the ideas and practice covered in the course. The teaching techniques, combining lectures, handouts, visual instruction and plenty of light-hearted interaction have helped in my rapid coming to grips with BD. The course has inspired me and has opened up a whole new dimension to gardening/agriculture for me.

I am thoroughly enjoying the course and would recommend it to anyone with an interest in gardening/agriculture and Nature."

Peter Hammond Canberra 1999

Course Tutor

Walter Kohler-Bond has taught Horticulture and Landscaping, Conservation issues and Permaculture for many years at TAFE, Adult education and also conducted workshops privately in Permaculture, Bush Food and Home Gardening.

Walter is a qualified Horticulturalist and registered Permaculture teacher and an Accredited trainer and Workplace Assessor.

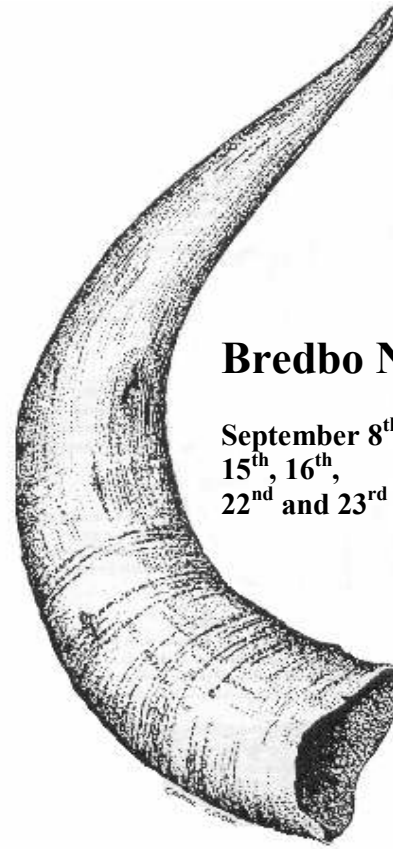
He lives with his family on a small property on the NSW South Coast which is being developed as a demonstration and teaching site for permaculture and biodynamics, and he also operates a small nursery specialising in food producing plants

For more information contact

email: info@biodynamiceducation.com
Ph Walter 02 4474 3971 or
Cheyne 02 62329867
or visit our web site on
www.biodynamiceducation.com

The Biodynamic Education Centre presents the Foundation Course for

Biodynamic Farming and Gardening



Bredbo NSW

September 8th, 9th,
15th, 16th,
22nd and 23rd 2012

This training course offers you a unique opportunity to participate in a competency based program for biodynamic agriculture.

The Foundation Course uses a variety of mediums; lectures, group activities and creative, hands-on practices to develop knowledge of biodynamic farming and gardening practice.

Through attendance on this training course you will gain a very thorough understanding of the biodynamic system and develop the skills and knowledge to work with the biodynamic system in your own individual situation.

Course structure

Designed as three learning modules, each module takes two days to complete.

Course dates

Dates for the course are:

Level One: Friday 7th (evening only),
Saturday 8th & Sunday 9th September.

Level Two: Saturday 15th &
Sunday 16th September.

Level Three: Saturday 22nd &
Sunday 23rd September.



Level One Session Summaries

Evening Lecture (6.30-9pm)

Module 1. The History of Agriculture

*Aim of Session-*To explore the need for a new outlook for agriculture, one which encompasses the totality of Nature. We identify how biodynamic agriculture can solve many of the problems associated with conventional agriculture through a science that is in harmony with the very essence of Nature.

Day 1 (9am-5pm)

Module 2. The Role of the Biodynamic Preparations

*Aim of Session-*To identify why the biodynamic preparations were developed and their role in revitalising the earth, plants, animals and ultimately man himself.

Module 3. Two Realms of Existence

*Aim of Session-*To explore the invisible realm of forces in Nature and to understand that what we see manifested in the physical world is the result of the interplay of these forces.

Module 4. The Role of BD500

*Aim of Session-*To identify the role of BD500 and learn of the many benefits that can be achieved by using this preparation. We look at how BD500 is made and the scientific principles behind this process.

Module 5. The Art of Vortex Stirring

*Aim of Session-*To explore the different stirring methods used when applying BD500 and to learn the process of vortex rhythmic stirring.

Day 2 (9am-5pm)

Module 6. Using the Biodynamic Planting Calendar

*Aim of Session-*To identify how the moon influences different aspects of plant growth. We learn to use these influences to increase the vitality and strength of our plants.

Module 7. Rhythms in Nature

*Aim of Session-*To learn to work in harmony with the rhythms in nature; the daily, lunar and seasonal cycles of Nature which we use when working with plants and applying the biodynamic preparations.

Module 8. Balancing Excesses in Nature The Role of BD508

*Aim of Session-*To explore what influences lead to the development of fungal diseases in plants and how these can be effectively controlled by the biodynamic preparation known as BD508.

Module 9. Applying BD508

*Aim of Session-*To learn the equipment needed for the application of BD508. We learn to stir and apply this preparation.

Level Two Session Summaries

Day 1 (9am-5pm)

Module 10. Within The Living Realm

*Aim of Session-*To explore what Rudolf Steiner referred to as 'within the living realm' and how this principle should be a guide for all our agricultural practices. We learn the vital importance of the correct feeding of the plant through elements that are colloiddally bonded to an organic molecule.

Module 11. BD Preparations BD502 to 507

*Aim of Session-*To learn the role the biodynamic compost preparations have in bringing order and balance to composting processes, where organic matter is transformed into colloidal humus.

Module 12. Biodynamics - A Total Farming System

*Aim of Session-*To learn of the many components of Biodynamic farming that work together to create a healthy and sustainable farming or gardening system and how by using biodynamic principles we can overcome many of the problems we currently see in agriculture today.

Module 13. Practical - Making Manure Concentrate

*Aim of Session-*To learn how to make and apply this manure concentrate which stimulates soil metabolism, enhances growth and increases crop yields.

Day 2 (9am-5pm)

Module 14. Balancing the Forces. Role of BD501

*Aim of Session-*To identify how to apply this powerful preparation to produce crops of the highest nutritional value, with the best flavour, strongest seeds and enhanced keeping qualities.

Module 15. The Important Role of Humus

*Aim of Session-*To learn of the key role the formation of humus plays in the sustainability of the farm or garden; how it balances soil pH, improves CEC and acts as a chelating agent to make minerals available for plant growth.

Module 16. The Element of Water

*Aim of Session-*To learn the vital role water has in Nature and how its capacity to support life is determined by its quality. We explore the use of flowforms in revitalising water systems.

Module 17. Taking and Reading Soil Profiles

*Aim of Session-*To learn how proper soil structure is as important to the success of farming or gardening as the chemistry and humus production. To learn to take soil profiles and understand how soils in a biodynamic system should develop.

Level Three Session Summaries

Day 1 (9am-5pm)

Module 18. The Vortex - Connecting With the Universal Laws of Life

*Aim of Session-*To identify the importance of creating the vortex and chaos movements used when stirring the biodynamic preparations. To explore how through this movement we are connecting with the universal laws governing all life on Earth and are able to make the forces of the cosmos effective in the earthly realm.

Module 19. The Art and Science of Compost Making

*Aim of Session-*To learn the art and science of biodynamic compost techniques to ensure the conditions for proper composting are met which lead to the production of stabilised humus. We learn to create an environment in the compost where the even decomposition of materials takes place with minimal loss of nutrients.

Module 20. Practical - Building a Biodynamic Compost

*Aim of Session-*To learn the requirements for the building of a biodynamic compost heap, the correct materials, site and physical requirements. Practical activity-We build a biodynamic compost and work through all that was covered in the previous session.

Day 2 (9am-5pm)

Module 21. Formative Forces in Nature

*Aim of Session-*To explore the need to develop a conscious awareness of the dynamic interplay of forces in Nature. We explore the effects of the formative forces on the forms and appearances in the physical world and how the biodynamic preparations can be used to enhance the formative forces in nature.

Module 22. Biodynamic Methods of Pest and Weed Control

*Aim of Session-*To learn to use the biodynamic technique called 'peppering' to clear an area of a certain weed, animal or insect that is not in balance with the environment.

Module 23. The Farm as a Self Contained Unit, Green Manuring and Crop Rotations

*Aim of Session-*To learn to develop the farm's own resources to the point where production, quality and quantity will sustain a balanced farming system.

Module 24. Practical - Tree Pasting

*Aim of Session-*To learn how to make and apply biodynamic tree paste which is used for its beneficial influence upon the health of the tree, its cambium, sap circulation and therefore its proper nutrition.

Course venue:

Bredbo, NSW

To register for the Foundation Course or to be informed of future courses you can:

- secure a place by returning the completed registration form and enclosing payment
- complete this form and post to the Biodynamic Education Centre and an invoice will be sent to you
- send an email to: info@biodynamiceducation.com.au
- or phone Cheyne 02 62329867

Places are strictly limited

Course fee \$1155.00*

(Concession \$880.00)

*a deposit of \$400 is required at time of registration

Please make cheques payable to
Biodynamic Education Centre

Biodynamic Education Centre
P.O. Box 1017
Queanbeyan
NSW 2620
Australia

Registration Form

Name.....

Address.....

Phone.....

Mobile.....

Email.....

The Biodynamic approach to soil fertility is to enhance, strengthen and balance the life forces within the soil and impart this vitality to the plants we grow.

"I really got an enormous amount out of your course and I know it has really empowered me to move to the next stage of my BD journey, thank you.

I had read many BD books prior to the course but I thought how you structured and presented the topic was excellent. So keep up your good work I am sure many more people will come away with the same feelings as I have."

Nicholas Pook, Primrose Hill Farm, Hunter Valley Spring 2002

"I have been able to quickly grasp the ideas and practice covered in the course. The teaching techniques, combining lectures, handouts, visual instruction and plenty of light-hearted interaction have helped in my rapid coming to grips with BD. The course has inspired me and has opened up a whole new dimension to gardening/agriculture for me.

I am thoroughly enjoying the course and would recommend it to anyone with an interest in gardening/agriculture and Nature."

Peter Hammond Canberra 1999

Course Tutor

Walter Kohler-Bond has taught Horticulture and Landscaping, Conservation issues and Permaculture for many years at TAFE, Adult education and also conducted workshops privately in Permaculture, Bush Food and Home Gardening.

Walter is a qualified Horticulturalist and registered Permaculture teacher and an Accredited trainer and Workplace Assessor.

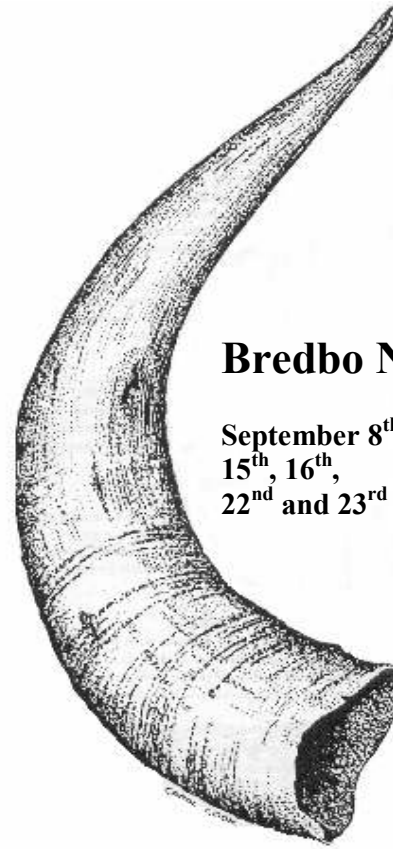
He lives with his family on a small property on the NSW South Coast which is being developed as a demonstration and teaching site for permaculture and biodynamics, and he also operates a small nursery specialising in food producing plants

For more information contact

email: info@biodynamiceducation.com
Ph Walter 02 4474 3971 or
Cheyne 02 62329867
or visit our web site on
www.biodynamiceducation.com

The Biodynamic Education Centre presents the Foundation Course for

Biodynamic Farming and Gardening



Bredbo NSW

September 8th, 9th,
15th, 16th,
22nd and 23rd 2012

This training course offers you a unique opportunity to participate in a competency based program for biodynamic agriculture.

The Foundation Course uses a variety of mediums; lectures, group activities and creative, hands-on practices to develop knowledge of biodynamic farming and gardening practice.

Through attendance on this training course you will gain a very thorough understanding of the biodynamic system and develop the skills and knowledge to work with the biodynamic system in your own individual situation.

Course structure

Designed as three learning modules, each module takes two days to complete.

Course dates

Dates for the course are:

Level One: Friday 7th (evening only), Saturday 8th & Sunday 9th September.

Level Two: Saturday 15th & Sunday 16th September.

Level Three: Saturday 22nd & Sunday 23rd September.



Level One Session Summaries

Evening Lecture (6.30-9pm)

Module 1. The History of Agriculture

*Aim of Session-*To explore the need for a new outlook for agriculture, one which encompasses the totality of Nature. We identify how biodynamic agriculture can solve many of the problems associated with conventional agriculture through a science that is in harmony with the very essence of Nature.

Day 1 (9am-5pm)

Module 2. The Role of the Biodynamic Preparations

*Aim of Session-*To identify why the biodynamic preparations were developed and their role in revitalising the earth, plants, animals and ultimately man himself.

Module 3. Two Realms of Existence

*Aim of Session-*To explore the invisible realm of forces in Nature and to understand that what we see manifested in the physical world is the result of the interplay of these forces.

Module 4. The Role of BD500

*Aim of Session-*To identify the role of BD500 and learn of the many benefits that can be achieved by using this preparation. We look at how BD500 is made and the scientific principles behind this process.

Module 5. The Art of Vortex Stirring

*Aim of Session-*To explore the different stirring methods used when applying BD500 and to learn the process of vortex rhythmic stirring.

Day 2 (9am-5pm)

Module 6. Using the Biodynamic Planting Calendar

*Aim of Session-*To identify how the moon influences different aspects of plant growth. We learn to use these influences to increase the vitality and strength of our plants.

Module 7. Rhythms in Nature

*Aim of Session-*To learn to work in harmony with the rhythms in nature; the daily, lunar and seasonal cycles of Nature which we use when working with plants and applying the biodynamic preparations.

Module 8. Balancing Excesses in Nature The Role of BD508

*Aim of Session-*To explore what influences lead to the development of fungal diseases in plants and how these can be effectively controlled by the biodynamic preparation known as BD508.

Module 9. Applying BD508

*Aim of Session-*To learn the equipment needed for the application of BD508. We learn to stir and apply this preparation.

Level Two Session Summaries

Day 1 (9am-5pm)

Module 10. Within The Living Realm

*Aim of Session-*To explore what Rudolf Steiner referred to as 'within the living realm' and how this principle should be a guide for all our agricultural practices. We learn the vital importance of the correct feeding of the plant through elements that are colloiddally bonded to an organic molecule.

Module 11. BD Preparations BD502 to 507

*Aim of Session-*To learn the role the biodynamic compost preparations have in bringing order and balance to composting processes, where organic matter is transformed into colloidal humus.

Module 12. Biodynamics - A Total Farming System

*Aim of Session-*To learn of the many components of Biodynamic farming that work together to create a healthy and sustainable farming or gardening system and how by using biodynamic principles we can overcome many of the problems we currently see in agriculture today.

Module 13. Practical - Making Manure Concentrate

*Aim of Session-*To learn how to make and apply this manure concentrate which stimulates soil metabolism, enhances growth and increases crop yields.

Day 2 (9am-5pm)

Module 14. Balancing the Forces. Role of BD501

*Aim of Session-*To identify how to apply this powerful preparation to produce crops of the highest nutritional value, with the best flavour, strongest seeds and enhanced keeping qualities.

Module 15. The Important Role of Humus

*Aim of Session-*To learn of the key role the formation of humus plays in the sustainability of the farm or garden; how it balances soil pH, improves CEC and acts as a chelating agent to make minerals available for plant growth.

Module 16. The Element of Water

*Aim of Session-*To learn the vital role water has in Nature and how its capacity to support life is determined by its quality. We explore the use of flowforms in revitalising water systems.

Module 17. Taking and Reading Soil Profiles

*Aim of Session-*To learn how proper soil structure is as important to the success of farming or gardening as the chemistry and humus production. To learn to take soil profiles and understand how soils in a biodynamic system should develop.

Level Three Session Summaries

Day 1 (9am-5pm)

Module 18. The Vortex - Connecting With the Universal Laws of Life

*Aim of Session-*To identify the importance of creating the vortex and chaos movements used when stirring the biodynamic preparations. To explore how through this movement we are connecting with the universal laws governing all life on Earth and are able to make the forces of the cosmos effective in the earthly realm.

Module 19. The Art and Science of Compost Making

*Aim of Session-*To learn the art and science of biodynamic compost techniques to ensure the conditions for proper composting are met which lead to the production of stabilised humus. We learn to create an environment in the compost where the even decomposition of materials takes place with minimal loss of nutrients.

Module 20. Practical - Building a Biodynamic Compost

*Aim of Session-*To learn the requirements for the building of a biodynamic compost heap, the correct materials, site and physical requirements. Practical activity-We build a biodynamic compost and work through all that was covered in the previous session.

Day 2 (9am-5pm)

Module 21. Formative Forces in Nature

*Aim of Session-*To explore the need to develop a conscious awareness of the dynamic interplay of forces in Nature. We explore the effects of the formative forces on the forms and appearances in the physical world and how the biodynamic preparations can be used to enhance the formative forces in nature.

Module 22. Biodynamic Methods of Pest and Weed Control

*Aim of Session-*To learn to use the biodynamic technique called 'peppering' to clear an area of a certain weed, animal or insect that is not in balance with the environment.

Module 23. The Farm as a Self Contained Unit, Green Manuring and Crop Rotations

*Aim of Session-*To learn to develop the farm's own resources to the point where production, quality and quantity will sustain a balanced farming system.

Module 24. Practical - Tree Pasting

*Aim of Session-*To learn how to make and apply biodynamic tree paste which is used for its beneficial influence upon the health of the tree, its cambium, sap circulation and therefore its proper nutrition.

Course venue:

Bredbo, NSW

To register for the Foundation Course or to be informed of future courses you can:

- secure a place by returning the completed registration form and enclosing payment
- complete this form and post to the Biodynamic Education Centre and an invoice will be sent to you
- send an email to: info@biodynamiceducation.com.au
- or phone Cheyne 02 62329867

Places are strictly limited

Course fee \$1155.00*

(Concession \$880.00)

*a deposit of \$400 is required at time of registration

Please make cheques payable to
Biodynamic Education Centre

Biodynamic Education Centre
P.O. Box 1017
Queanbeyan
NSW 2620
Australia

Registration Form

Name.....

Address.....

Phone.....

Mobile.....

Email.....

The Biodynamic approach to soil fertility is to enhance, strengthen and balance the life forces within the soil and impart this vitality to the plants we grow.

"I really got an enormous amount out of your course and I know it has really empowered me to move to the next stage of my BD journey, thank you.

I had read many BD books prior to the course but I thought how you structured and presented the topic was excellent. So keep up your good work I am sure many more people will come away with the same feelings as I have."

*Nicholas Pook, Primrose Hill Farm,
Hunter Valley Spring 2002*

"I have been able to quickly grasp the ideas and practice covered in the course. The teaching techniques, combining lectures, handouts, visual instruction and plenty of light-hearted interaction have helped in my rapid coming to grips with BD. The course has inspired me and has opened up a whole new dimension to gardening/agriculture for me.

I am thoroughly enjoying the course and would recommend it to anyone with an interest in gardening/agriculture and Nature."

Peter Hammond Canberra 1999

Course Tutor

Walter Kohler-Bond has taught Horticulture and Landscaping, Conservation issues and Permaculture for many years at TAFE, Adult education and also conducted workshops privately in Permaculture, Bush Food and Home Gardening.

Walter is a qualified Horticulturalist and registered Permaculture teacher and an Accredited trainer and Workplace Assessor.

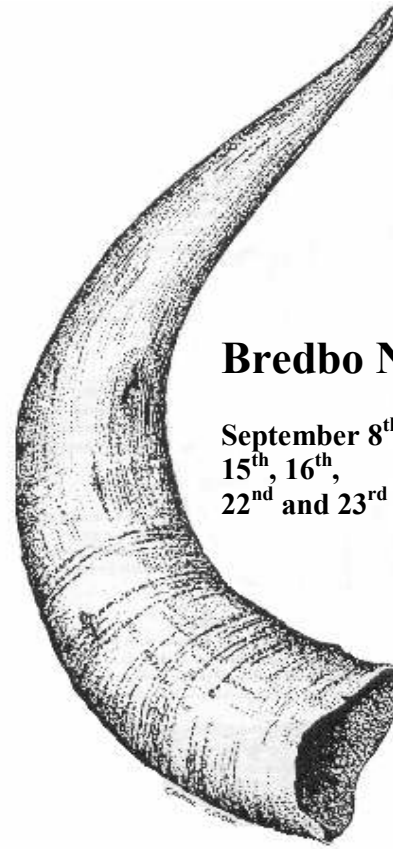
He lives with his family on a small property on the NSW South Coast which is being developed as a demonstration and teaching site for permaculture and biodynamics, and he also operates a small nursery specialising in food producing plants

For more information contact

email: info@biodynamiceducation.com
Ph Walter 02 4474 3971 or
Cheyne 02 62329867
or visit our web site on
www.biodynamiceducation.com

The Biodynamic Education Centre presents the Foundation Course for

Biodynamic Farming and Gardening



Bredbo NSW

September 8th, 9th,
15th, 16th,
22nd and 23rd 2012

This training course offers you a unique opportunity to participate in a competency based program for biodynamic agriculture.

The Foundation Course uses a variety of mediums; lectures, group activities and creative, hands-on practices to develop knowledge of biodynamic farming and gardening practice.

Through attendance on this training course you will gain a very thorough understanding of the biodynamic system and develop the skills and knowledge to work with the biodynamic system in your own individual situation.

Course structure

Designed as three learning modules, each module takes two days to complete.

Course dates

Dates for the course are:

Level One: Friday 7th (evening only),
Saturday 8th & Sunday 9th September.

Level Two: Saturday 15th &
Sunday 16th September.

Level Three: Saturday 22nd &
Sunday 23rd September.



Level One Session Summaries

Evening Lecture (6.30-9pm)

Module 1. The History of Agriculture

*Aim of Session-*To explore the need for a new outlook for agriculture, one which encompasses the totality of Nature. We identify how biodynamic agriculture can solve many of the problems associated with conventional agriculture through a science that is in harmony with the very essence of Nature.

Day 1 (9am-5pm)

Module 2. The Role of the Biodynamic Preparations

*Aim of Session-*To identify why the biodynamic preparations were developed and their role in revitalising the earth, plants, animals and ultimately man himself.

Module 3. Two Realms of Existence

*Aim of Session-*To explore the invisible realm of forces in Nature and to understand that what we see manifested in the physical world is the result of the interplay of these forces.

Module 4. The Role of BD500

*Aim of Session-*To identify the role of BD500 and learn of the many benefits that can be achieved by using this preparation. We look at how BD500 is made and the scientific principles behind this process.

Module 5. The Art of Vortex Stirring

*Aim of Session-*To explore the different stirring methods used when applying BD500 and to learn the process of vortex rhythmic stirring.

Day 2 (9am-5pm)

Module 6. Using the Biodynamic Planting Calendar

*Aim of Session-*To identify how the moon influences different aspects of plant growth. We learn to use these influences to increase the vitality and strength of our plants.

Module 7. Rhythms in Nature

*Aim of Session-*To learn to work in harmony with the rhythms in nature; the daily, lunar and seasonal cycles of Nature which we use when working with plants and applying the biodynamic preparations.

Module 8. Balancing Excesses in Nature The Role of BD508

*Aim of Session-*To explore what influences lead to the development of fungal diseases in plants and how these can be effectively controlled by the biodynamic preparation known as BD508.

Module 9. Applying BD508

*Aim of Session-*To learn the equipment needed for the application of BD508. We learn to stir and apply this preparation.

Level Two Session Summaries

Day 1 (9am-5pm)

Module 10. Within The Living Realm

*Aim of Session-*To explore what Rudolf Steiner referred to as 'within the living realm' and how this principle should be a guide for all our agricultural practices. We learn the vital importance of the correct feeding of the plant through elements that are colloiddally bonded to an organic molecule.

Module 11. BD Preparations BD502 to 507

*Aim of Session-*To learn the role the biodynamic compost preparations have in bringing order and balance to composting processes, where organic matter is transformed into colloidal humus.

Module 12. Biodynamics - A Total Farming System

*Aim of Session-*To learn of the many components of Biodynamic farming that work together to create a healthy and sustainable farming or gardening system and how by using biodynamic principles we can overcome many of the problems we currently see in agriculture today.

Module 13. Practical - Making Manure Concentrate

*Aim of Session-*To learn how to make and apply this manure concentrate which stimulates soil metabolism, enhances growth and increases crop yields.

Day 2 (9am-5pm)

Module 14. Balancing the Forces. Role of BD501

*Aim of Session-*To identify how to apply this powerful preparation to produce crops of the highest nutritional value, with the best flavour, strongest seeds and enhanced keeping qualities.

Module 15. The Important Role of Humus

*Aim of Session-*To learn of the key role the formation of humus plays in the sustainability of the farm or garden; how it balances soil pH, improves CEC and acts as a chelating agent to make minerals available for plant growth.

Module 16. The Element of Water

*Aim of Session-*To learn the vital role water has in Nature and how its capacity to support life is determined by its quality. We explore the use of flowforms in revitalising water systems.

Module 17. Taking and Reading Soil Profiles

*Aim of Session-*To learn how proper soil structure is as important to the success of farming or gardening as the chemistry and humus production. To learn to take soil profiles and understand how soils in a biodynamic system should develop.

Level Three Session Summaries

Day 1 (9am-5pm)

Module 18. The Vortex - Connecting With the Universal Laws of Life

*Aim of Session-*To identify the importance of creating the vortex and chaos movements used when stirring the biodynamic preparations. To explore how through this movement we are connecting with the universal laws governing all life on Earth and are able to make the forces of the cosmos effective in the earthly realm.

Module 19. The Art and Science of Compost Making

*Aim of Session-*To learn the art and science of biodynamic compost techniques to ensure the conditions for proper composting are met which lead to the production of stabilised humus. We learn to create an environment in the compost where the even decomposition of materials takes place with minimal loss of nutrients.

Module 20. Practical - Building a Biodynamic Compost

*Aim of Session-*To learn the requirements for the building of a biodynamic compost heap, the correct materials, site and physical requirements. Practical activity-We build a biodynamic compost and work through all that was covered in the previous session.

Day 2 (9am-5pm)

Module 21. Formative Forces in Nature

*Aim of Session-*To explore the need to develop a conscious awareness of the dynamic interplay of forces in Nature. We explore the effects of the formative forces on the forms and appearances in the physical world and how the biodynamic preparations can be used to enhance the formative forces in nature.

Module 22. Biodynamic Methods of Pest and Weed Control

*Aim of Session-*To learn to use the biodynamic technique called 'peppering' to clear an area of a certain weed, animal or insect that is not in balance with the environment.

Module 23. The Farm as a Self Contained Unit, Green Manuring and Crop Rotations

*Aim of Session-*To learn to develop the farm's own resources to the point where production, quality and quantity will sustain a balanced farming system.

Module 24. Practical - Tree Pasting

*Aim of Session-*To learn how to make and apply biodynamic tree paste which is used for its beneficial influence upon the health of the tree, its cambium, sap circulation and therefore its proper nutrition.

Course venue:

Bredbo, NSW

To register for the Foundation Course or to be informed of future courses you can:

- secure a place by returning the completed registration form and enclosing payment
- complete this form and post to the Biodynamic Education Centre and an invoice will be sent to you
- send an email to: info@biodynamiceducation.com.au
- or phone Cheyne 02 62329867

Places are strictly limited

Course fee \$1155.00*

(Concession \$880.00)

*a deposit of \$400 is required at time of registration

Please make cheques payable to
Biodynamic Education Centre

Biodynamic Education Centre
P.O. Box 1017
Queanbeyan
NSW 2620
Australia

Registration Form

Name.....

Address.....

Phone.....

Mobile.....

Email.....

The Biodynamic approach to soil fertility is to enhance, strengthen and balance the life forces within the soil and impart this vitality to the plants we grow.

"I really got an enormous amount out of your course and I know it has really empowered me to move to the next stage of my BD journey, thank you.

I had read many BD books prior to the course but I thought how you structured and presented the topic was excellent. So keep up your good work I am sure many more people will come away with the same feelings as I have."

Nicholas Pook, Primrose Hill Farm, Hunter Valley Spring 2002

"I have been able to quickly grasp the ideas and practice covered in the course. The teaching techniques, combining lectures, handouts, visual instruction and plenty of light-hearted interaction have helped in my rapid coming to grips with BD. The course has inspired me and has opened up a whole new dimension to gardening/agriculture for me.

I am thoroughly enjoying the course and would recommend it to anyone with an interest in gardening/agriculture and Nature."

Peter Hammond Canberra 1999

Course Tutor

Walter Kohler-Bond has taught Horticulture and Landscaping, Conservation issues and Permaculture for many years at TAFE, Adult education and also conducted workshops privately in Permaculture, Bush Food and Home Gardening.

Walter is a qualified Horticulturalist and registered Permaculture teacher and an Accredited trainer and Workplace Assessor.

He lives with his family on a small property on the NSW South Coast which is being developed as a demonstration and teaching site for permaculture and biodynamics, and he also operates a small nursery specialising in food producing plants

For more information contact

email: info@biodynamiceducation.com
Ph Walter 02 4474 3971 or
Cheyne 02 62329867
or visit our web site on
www.biodynamiceducation.com

The Biodynamic Education Centre presents the Foundation Course for

Biodynamic Farming and Gardening



Bredbo NSW

September 8th, 9th,
15th, 16th,
22nd and 23rd 2012

This training course offers you a unique opportunity to participate in a competency based program for biodynamic agriculture.

The Foundation Course uses a variety of mediums; lectures, group activities and creative, hands-on practices to develop knowledge of biodynamic farming and gardening practice.

Through attendance on this training course you will gain a very thorough understanding of the biodynamic system and develop the skills and knowledge to work with the biodynamic system in your own individual situation.

Course structure

Designed as three learning modules, each module takes two days to complete.

Course dates

Dates for the course are:

Level One: Friday 7th (evening only), Saturday 8th & Sunday 9th September.

Level Two: Saturday 15th & Sunday 16th September.

Level Three: Saturday 22nd & Sunday 23rd September.



Level One Session Summaries

Evening Lecture (6.30-9pm)

Module 1. The History of Agriculture

*Aim of Session-*To explore the need for a new outlook for agriculture, one which encompasses the totality of Nature. We identify how biodynamic agriculture can solve many of the problems associated with conventional agriculture through a science that is in harmony with the very essence of Nature.

Day 1 (9am-5pm)

Module 2. The Role of the Biodynamic Preparations

*Aim of Session-*To identify why the biodynamic preparations were developed and their role in revitalising the earth, plants, animals and ultimately man himself.

Module 3. Two Realms of Existence

*Aim of Session-*To explore the invisible realm of forces in Nature and to understand that what we see manifested in the physical world is the result of the interplay of these forces.

Module 4. The Role of BD500

*Aim of Session-*To identify the role of BD500 and learn of the many benefits that can be achieved by using this preparation. We look at how BD500 is made and the scientific principles behind this process.

Module 5. The Art of Vortex Stirring

*Aim of Session-*To explore the different stirring methods used when applying BD500 and to learn the process of vortex rhythmic stirring.

Day 2 (9am-5pm)

Module 6. Using the Biodynamic Planting Calendar

*Aim of Session-*To identify how the moon influences different aspects of plant growth. We learn to use these influences to increase the vitality and strength of our plants.

Module 7. Rhythms in Nature

*Aim of Session-*To learn to work in harmony with the rhythms in nature; the daily, lunar and seasonal cycles of Nature which we use when working with plants and applying the biodynamic preparations.

Module 8. Balancing Excesses in Nature The Role of BD508

*Aim of Session-*To explore what influences lead to the development of fungal diseases in plants and how these can be effectively controlled by the biodynamic preparation known as BD508.

Module 9. Applying BD508

*Aim of Session-*To learn the equipment needed for the application of BD508. We learn to stir and apply this preparation.

Level Two Session Summaries

Day 1 (9am-5pm)

Module 10. Within The Living Realm

*Aim of Session-*To explore what Rudolf Steiner referred to as 'within the living realm' and how this principle should be a guide for all our agricultural practices. We learn the vital importance of the correct feeding of the plant through elements that are colloiddally bonded to an organic molecule.

Module 11. BD Preparations BD502 to 507

*Aim of Session-*To learn the role the biodynamic compost preparations have in bringing order and balance to composting processes, where organic matter is transformed into colloidal humus.

Module 12. Biodynamics - A Total Farming System

*Aim of Session-*To learn of the many components of Biodynamic farming that work together to create a healthy and sustainable farming or gardening system and how by using biodynamic principles we can overcome many of the problems we currently see in agriculture today.

Module 13. Practical - Making Manure Concentrate

*Aim of Session-*To learn how to make and apply this manure concentrate which stimulates soil metabolism, enhances growth and increases crop yields.

Day 2 (9am-5pm)

Module 14. Balancing the Forces. Role of BD501

*Aim of Session-*To identify how to apply this powerful preparation to produce crops of the highest nutritional value, with the best flavour, strongest seeds and enhanced keeping qualities.

Module 15. The Important Role of Humus

*Aim of Session-*To learn of the key role the formation of humus plays in the sustainability of the farm or garden; how it balances soil pH, improves CEC and acts as a chelating agent to make minerals available for plant growth.

Module 16. The Element of Water

*Aim of Session-*To learn the vital role water has in Nature and how its capacity to support life is determined by its quality. We explore the use of flowforms in revitalising water systems.

Module 17. Taking and Reading Soil Profiles

*Aim of Session-*To learn how proper soil structure is as important to the success of farming or gardening as the chemistry and humus production. To learn to take soil profiles and understand how soils in a biodynamic system should develop.

Level Three Session Summaries

Day 1 (9am-5pm)

Module 18. The Vortex - Connecting With the Universal Laws of Life

*Aim of Session-*To identify the importance of creating the vortex and chaos movements used when stirring the biodynamic preparations. To explore how through this movement we are connecting with the universal laws governing all life on Earth and are able to make the forces of the cosmos effective in the earthly realm.

Module 19. The Art and Science of Compost Making

*Aim of Session-*To learn the art and science of biodynamic compost techniques to ensure the conditions for proper composting are met which lead to the production of stabilised humus. We learn to create an environment in the compost where the even decomposition of materials takes place with minimal loss of nutrients.

Module 20. Practical - Building a Biodynamic Compost

*Aim of Session-*To learn the requirements for the building of a biodynamic compost heap, the correct materials, site and physical requirements. Practical activity-We build a biodynamic compost and work through all that was covered in the previous session.

Day 2 (9am-5pm)

Module 21. Formative Forces in Nature

*Aim of Session-*To explore the need to develop a conscious awareness of the dynamic interplay of forces in Nature. We explore the effects of the formative forces on the forms and appearances in the physical world and how the biodynamic preparations can be used to enhance the formative forces in nature.

Module 22. Biodynamic Methods of Pest and Weed Control

*Aim of Session-*To learn to use the biodynamic technique called 'peppering' to clear an area of a certain weed, animal or insect that is not in balance with the environment.

Module 23. The Farm as a Self Contained Unit, Green Manuring and Crop Rotations

*Aim of Session-*To learn to develop the farm's own resources to the point where production, quality and quantity will sustain a balanced farming system.

Module 24. Practical - Tree Pasting

*Aim of Session-*To learn how to make and apply biodynamic tree paste which is used for its beneficial influence upon the health of the tree, its cambium, sap circulation and therefore its proper nutrition.

Course venue:

Bredbo, NSW

To register for the Foundation Course or to be informed of future courses you can:

- secure a place by returning the completed registration form and enclosing payment
- complete this form and post to the Biodynamic Education Centre and an invoice will be sent to you
- send an email to: info@biodynamiceducation.com.au
- or phone Cheyne 02 62329867

Places are strictly limited

Course fee \$1155.00*

(Concession \$880.00)

*a deposit of \$400 is required at time of registration

Please make cheques payable to
Biodynamic Education Centre

Biodynamic Education Centre
P.O. Box 1017
Queanbeyan
NSW 2620
Australia

Registration Form

Name.....

Address.....

Phone.....

Mobile.....

Email.....